

Huawei CloudEngine 8875-24BQ8DQ Data Center Switch Datasheet

Huawei CloudEngine 8875-24BQ8DQ series switches are next-generation high-density 200GE access switches designed for data centers (DCs), and provide 400GE uplink ports.



Product Overview

Huawei CloudEngine 8875 series switches are next-generation high-performance and high-density 200GE access switches designed for data centers (DCs). They have an advanced hardware architecture, offer high-density 200GE access ports and 200GE uplink ports, and support extensive DC service features as well as a flexible airflow direction (front-to-back or back-to-front). CloudEngine 8875 series switches can work with CloudEngine 16800 or 16800-X DC core switches to build an elastic, virtualized, high-quality, and fully-connected 40GE/100GE/200GE DC network (DCN), meeting network requirements of DCs in the cloud era. CloudEngine 8875 series switches provide high-density 200GE access to help enterprises and carriers build DCNs in the cloud computing era. They can also work as core or aggregation switches on campus networks.

Product Models and Appearances

CloudEngine 8875 series switches fall into the following models:

CloudEngine 8875-24BQ8DQ

Product Appearance	Description
 <p style="text-align: center;">Port side</p>  <p style="text-align: center;">Fan module and power module side</p>	<ul style="list-style-type: none"> • Downlink: 24 x 200GE QSFP56 (200GE ports can work at the rate of 100 Gbit/s or 40 Gbit/s) • Uplink: 8 x 400GE QSFP-DD (400GE ports can work at the rate of 200 Gbit/s, 100 Gbit/s, or 40 Gbit/s)

Product Features

High-Density Access, Providing Superior Capacity

- A CloudEngine 8875 series switch supports a maximum of 24 200GE QSFP56 ports, ensuring high-density 40GE/100GE/200GE server access and smooth evolution. A 100GE port can be split into four 25GE SFP28 ports or four 10GE SFP+ ports. The split ports support IEEE 1588v2 (PTP). The switch supports up to 96 25GE SFP28 ports or 96 10GE SFP+ ports.
- A CloudEngine 8875 series switch supports a maximum of eight 400GE high-performance QSFP-DD ports. Each 400GE QSFP-DD port can automatically adjust its rate to 200 Gbit/s, 100 Gbit/s, or 40GE, and can be split into four 100GE QSFP28 ports or two 200GE QSFP56 ports. The split ports support IEEE 1588v2 (PTP) and provide flexibility in networking. The CloudEngine 8875 switch can connect to the CloudEngine 16800-X or CloudEngine 16800 series switches through 40GE/100GE/200GE uplinks to build a non-blocking network platform.

Inter-Device Link Aggregation, Ensuring High Efficiency and Reliability

- CloudEngine 8875 series switches support Multichassis Link Aggregation Group (M-LAG) to implement link aggregation among multiple devices, improving link reliability from the card level to the device level.
- Switches in an M-LAG all work in active state to share traffic and back up each other, enhancing system reliability.
- Switches in an M-LAG system can be upgraded independently. During the upgrade, other switches in the system take over traffic forwarding to ensure uninterrupted services.
- M-LAG supports dual-homing to Ethernet, VXLAN, and IP networks, allowing for flexible networking.

Virtualized Hardware Gateway, Achieving Rapid Deployment

- CloudEngine 8875 series switches can work with the industry's mainstream virtualization platforms. When functioning as high-performance hardware gateways on an overlay network (VXLAN), CloudEngine 8865 series switches can support the operations of a DC with up to 16 million tenants.
- When functioning as hardware gateways on an overlay network, CloudEngine 8875 series switches can connect to cloud platforms through open APIs, facilitating unified management of virtual and physical networks.
- The hardware virtualized gateway solution achieves rapid service deployment without having to change the customer network, protecting customer investments.
- CloudEngine 8875 series switches support Border Gateway Protocol - Ethernet VPN (BGP-EVPN), which can run as the VXLAN control plane to simplify VXLAN configuration within and between DCs.

Standard Ports, Enabling Open Interconnection

- CloudEngine 8875 series switches support NETCONF and can interconnect with iMaster NCE-Fabric.
- CloudEngine 8875 series switches support Ansible — an automatic management and O&M tool — to implement unified provisioning of physical and virtual networks.
- CloudEngine 8875 series switches are integrated with mainstream cloud platforms (including commercial and open-source cloud platforms) and third-party controllers, enabling flexible service customization and automatic management.

Zero Touch Provisioning (ZTP), Enabling Automatic O&M

- CloudEngine 8875 series switches support Zero Touch Provisioning (ZTP). ZTP enables the switches to automatically obtain and load version files from a file server, freeing network engineers from onsite configuration and deployment. ZTP reduces labor costs and improves device deployment efficiency.
- ZTP supports embedded script languages and provides them for users through open APIs. DC users can use a familiar programming language (such as Python) to centrally configure network devices.
- ZTP decouples the configuration time of new devices from device quantity and geographical distribution, shortening the service provisioning time and improving the service provisioning efficiency.

Intelligent O&M Through Collaboration with iMaster NCE-FabricInsight

- CloudEngine 8875 series switches support telemetry technology to collect device data in real time and send the collected data to iMaster NCE-FabricInsight — the DCN analysis component of Huawei iMaster NCE. Leveraging the intelligent fault identification algorithm, iMaster

NCE-FabricInsight can analyze network data, accurately display the real-time network status, locate faults and identify their root causes in a timely and effective manner, and detect network problems that can affect user experience, precisely guaranteeing user experience.

- CloudEngine 8875 series switches can insert IFIT extension headers into packets, visualize paths, and analyze interface-level packet loss, traffic, and latency to implement high-precision service-level packet loss measurement and facilitate fault demarcation.
- CloudEngine 8875 series switches support Packet Event. When a device discards packets due to reasons such as abnormal forwarding, specified packet discarding rules, a full buffer, or ACL rule deny actions, or when the latency of packets exceeds a specified threshold, the device reports related flow entries to the iMaster NCE-FabricInsight collector.
- CloudEngine 8875 series switches support application views. An application view clearly displays the applications, IP subnets, and their indicators and access relationships on the network.

Simplified DCN Deployment via Collaboration with iMaster NCE-Fabric

- CloudEngine 8875 series switches can interconnect with iMaster NCE-Fabric through standard protocols such as NETCONF and SNMP to adapt to networks and implement automatic network management. This helps to provide more efficient and intelligent operation methods, simplifying network management and reducing the OPEX.

Intelligent Lossless Network, Meeting High Performance Requirements of RoCEv2 Applications

- CloudEngine 8875 series switches support the iLossless algorithm to eliminate packet loss on the conventional Ethernet. This helps to build a lossless, low-latency, and high-throughput network environment for RoCEv2 traffic, meeting high performance requirements of RoCEv2 applications.
- CloudEngine 8875 series switches support PFC deadlock prevention. They can identify service flows that may cause PFC deadlocks and change queue priorities of these flows to prevent PFC deadlocks.
- CloudEngine 8875 series switches support Artificial Intelligence Explicit Congestion Notification (AI ECN). This future-oriented function can intelligently adjust the ECN thresholds of lossless queues based on the live-network traffic model to ensure low latency and high throughput with zero packet loss, maximizing the performance of lossless services.
- CloudEngine 8875 series switches support Explicit Congestion Notification (ECN) Overlay. ECN Overlay applies ECN to a VXLAN network, enabling the traffic receiver to detect congestion on the overlay network in a timely manner and instruct the traffic sender to reduce its packet sending rate to relieve network congestion.

Strict Front-to-Back Airflow Design, Achieving High Energy Efficiency

Flexible front-to-back or back-to-front airflow design:

- CloudEngine 8875 series switches use a strict front-to-back airflow design that isolates cold air channels from hot air channels, meet heat dissipation requirements in DC equipment rooms.
- Air can flow from front to back or from back to front depending on the fan modules and power modules in use.
- Redundant power modules and fan modules can be configured to ensure service continuity.

Innovative energy-saving technologies:

- CloudEngine 8875 series switches use energy-saving chips and an intelligent fan speed control scheme to measure system power consumption in real time. This can reduce O&M costs and help to build a green DC.

Clear Indicators, Simplifying O&M

Clear indicators:

- The innovative port indicators can clearly show the port status, port speed, and status of all sub-ports.
- State indicators on both the front and rear panels enable users to maintain the switch from either side.
- CloudEngine 8875 series switches support remote positioning. Users can turn on the remote positioning indicator through the network management system (NMS) or console to easily identify the switches they want to maintain in an equipment room full of devices.

Simple maintenance:

- The management port, fan modules, and power modules are on the front panel, which facilitates device maintenance.
- Data ports are located at the rear, facing servers. This facilitates cabling.

Licensing

Huawei CloudEngine 8875 series switches support the CloudFabric IDN One Software (N1) business model, which bundles iMaster NCE-Fabric, iMaster NCE-FabricInsight, and CloudEngine switches in a range of typical scenarios. This approach simplifies transactions, provides customers with more functions and value, and protects customers' software investment through Software License Portability.

Feature	N1 Software Package (Mandatory)			N1 Add-On Package (Optional)									
	Foundation	Advanced	Premium	TCP Acceleration	Distributed Storage	HPC	AI Scenario	Security	Multi-Cloud and Multi-DC	xFlow Specified Flow Analysis	xFlow Intelligent Full-Flow Analysis	Financial-Grade High Availability	Digital Map
Basic functions (including IPv6 and VXLAN)	•	•	•										
Telemetry	•	•	•										
PTP	•	•	•										
Multicast NAT		•	•										
M-LAG virtual peer-link ^[1]	•	•	•										
MACsec								•					
AI ECN 2.0					•	•							
TCP optimization				•	•	•	•						
NSLB						•	•						
Enhanced network scale load balancing (NSLB)							•						
MoFRR												•	
INC						•							
Adaptive routing						•							
Automation functions	•	•	•										
Basic intent functions			•										
Runbook		•	•										
Multi-cloud and multi-DC automation scenario package									•				
Basic digital map functions													•
Basic network analysis functions	•	•	•										
Network health functions		•	•										
Network flow analysis (100 VMs)			•							•			
Intelligent full-flow analysis (per 20 Gbps)											•		

Feature	N1 Software Package (Mandatory)			N1 Add-On Package (Optional)									
	Foundation	Advanced	Premium	TCP Acceleration	Distributed Storage	HPC	AI Scenario	Security	Multi-Cloud and Multi-DC	xFlow Specified Flow Analysis	xFlow Intelligent Full-Flow Analysis	Financial-Grade High Availability	Digital Map
IFIT service assurance		•	•										
Value-added package of the multi-cloud and multi-DC analysis scenario									•				
Version mapping	Select one from the three packages. The Advanced package contains the features of the Foundation package, and the Premium package contains the features of the Advanced package.			Used together with the Foundation, Advanced, or Premium package.									

Product Specifications

Item	CloudEngine 8875-24BQ8DQ
200GE QSFP56 port	24
400GE QSFP-DD port	8
Switching capacity	16 Tbps
Packet forwarding rate	2400 Mpps
Air duct type	Standard front-to-back or back-to-front airflow
Device virtualization	M-LAG
Port	Jumbo frames
Network virtualization	VXLAN routing and VXLAN bridging BGP-EVPN
SDN	iMaster NCE-Fabric
Network convergence	PFC and AI ECN RDMA and RoCE (RoCE v1 and RoCE v2)
Programmability	OpenFlow OPS programming
Traffic analysis	NetStream
VLAN	Access, trunk, and hybrid ports Default VLAN
MAC address table	Automatic MAC address learning and aging Static, dynamic, and blackhole MAC address entries Source MAC address filtering MAC address learning limiting based on ports and VLANs
IP routing	IPv4 dynamic routing protocols such as RIP, OSPF, IS-IS, and BGP IPv6 dynamic routing protocols such as RIPng, OSPFv3, IS-ISv6, and BGP4+
IPv6	VXLAN Over IPv6 IPv6 VXLAN over IPv4 IPv6 neighbor discovery (ND) Path MTU discovery (PMTU) TCP6, IPv6 ping, IPv6 tracer, IPv6 socket, UDP6, and raw IPv6
Multicast	Multicast routing protocols such as IGMP, PIM-SM, and MSDP IGMP snooping and IGMP proxy IPv6 Layer 3 multicast and configuration of both Layer 2 and Layer 3 multicast services Fast leaving of multicast member interfaces Multicast traffic suppression Multicast NAT
Reliability	LACP STP, RSTP, VBST, and MSTP BPDU protection Smart link and multi-instance Hardware-based Bidirectional Forwarding Detection (BFD), with a minimum packet sending

Item	CloudEngine 8875-24BQ8DQ
	interval of 3.3 ms VRRP, VRRP load sharing, and BFD for VRRP BFD for BGP, IS-IS, OSPF, and static routing BFD for VXLAN Traffic classification based on Layer 2 headers, Layer 3 protocols, and Layer 4 protocol priorities
QoS	ACL, CAR, re-marking, and scheduling Queue scheduling modes such as PQ, DRR, and PQ+DRR Congestion avoidance mechanisms such as WRED and tail drop Traffic shaping IEEE 1588v2 (PTP)
Intelligent O&M	Network-wide path detection Telemetry Enhanced ERSPAN In-situ Flow Information Telemetry (IFIT) Packet Event: packet loss visualization and ultra-long latency visualization Statistics collection on the buffer microburst status VXLAN OAM: VXLAN ping and VXLAN tracer
Intelligent lossless network	PFC deadlock prevention AI ECN ECN Overlay Enhanced NSLB
Configuration and maintenance	Terminal login through the console port, Telnet, and SSH Network management protocols, such as SNMPv1/v2/v3 File upload and download through FTP and TFTP Boot Read-Only Memory (BootROM) upgrade and remote online upgrade Hot patching User operation logs Configuration rollback ZTP
Security and management	MACsec Command line authority control based on user levels, preventing unauthorized users from using commands Defense against DoS, ARP, and ICMP attacks Port isolation, port security, and sticky MAC Binding of the IP address, MAC address, port ID, and VLAN ID Authentication methods, including AAA, LDAP, RADIUS, and HWTACACS RMON
Dimensions (H x W x D)	43.6 mm x 442 mm x 420 mm
Weight in full configuration	9.16 kg
Environment requirements	Operating temperature: 0°C to 40°C (0 m to 1800 m) Storage temperature: -40°C to +70°C Relative humidity: 5% RH to 95% RH (noncondensing)

Item	CloudEngine 8875-24BQ8DQ
Operating voltage	600 W AC and 240 V DC power module: AC: 90 V AC to 290 V AC, 45 Hz to 65 Hz; DC: 190 V DC to 290 V DC 1200 W DC power module: -38.4 V DC to -72 V DC; 40 V DC to 57 V DC
Typical power consumption	xx W (100% traffic load, copper cables on 12 x 200GE + 4 x 400GE ports, normal temperature, dual AC power modules) xx W (100% traffic load, short-distance optical modules on 12 x 200GE + 4 x 400GE ports, normal temperature, dual AC power modules)

Performance and Scalability

Item	Value
Maximum number of MAC address entries	640K
Maximum number of routes (FIB IPv4/IPv6)	1.5M/750K
ARP size	128K
Maximum number of VRFs	4096
IPv6 ND table size	128K
Maximum number of VRRP groups	1024
Maximum number of ECMP paths	128
Maximum number of VXLAN bridge domains	16K
Maximum number of BDIF interfaces	16K
Maximum number of virtual tunnel endpoints (VTEPs)	16K
Maximum number of LAGs	1024
Maximum number of links in a LAG	256
Maximum number of MSTIs	1000
Maximum number of VLANs where VBST can be configured	640K

Note: This specification may vary between different scenarios. Please contact Huawei for details.

Ordering Information

Device	Description
CE8875-24BQ8DQ	CE8875-24BQ8DQ switch (24*200GE QSFP56, 8*400GE QSFP-DD, Without Fan and Power Modules)
CE8875-24BQ8DQ -B	CE8875-24BQ8DQ-W switch (24*200GE QSFP56, 8*400GE QSFP-DD, 2*AC Power Modules, 6*Fans, Port-side Intake)
CE8875-24BQ8DQ-F	CE8875-24BQ8DQ switch (24*200GE QSFP56, 8*400GE QSFP-DD, 2*AC Power Modules, 6*Fans, Port-side Exhaust)
Fan module	
Model	Description
FAN-040B-B	Fan box (B,FAN panel side exhaust), supporting the electronic label function
FAN-040B-F	Fan box (F,FAN panel side intake), supporting the electronic label function
Power module	
Model	Description
PAC1K2S12-PF	1200W AC&240V DC Power Module (Front to Back, Power panel side intake)
PAC1K2S12-PB	1200W AC&240V DC Power Module (Back to Front,Power panel side exhaust)
PDC1K2S12-PB	1200W DC Power Module (Front to Back, Power panel side intake)
PDC1K2S12-CE	1200W DC Power Module (Back to Front, Power panel side exhaust)
Software	
N1-CE88LIC-CFFD	N1-CloudFabric Foundation SW License for CloudEngine 8800
N1-CE88CFFD-SnS1Y	N1-CloudFabric Foundation SW License for CloudEngine CE8800-SnS-Year
N1-CE88LIC-CFAD	N1-CloudFabric Advanced SW License for CloudEngine 8800
N1-CE88CFAD- SnS1Y	N1-CloudFabric Advanced SW License for CloudEngine CE8800-SnS-Year
N1-CE88LIC-CFPM	N1-CloudFabric Premium SW License for CloudEngine 8800
N1-CE88CFPM- SnS1Y	N1-CloudFabric Premium SW License for CloudEngine 8800-SnS-Year
N1-CE88UPG-F-A	N1-CloudEngine 8800 Upgrade SW License:Foundation to Advanced
N1-CE88UGFA- SnS1Y	N1-CloudEngine 8800 Upgrade SW License:Foundation to Advanced-SnS-Year
N1-CE88UPG-A-P	N1-CloudEngine 8800 Upgrade SW License:Advanced to Premium
N1-CE88UGAP- SnS1Y	N1-CloudEngine 8800 Upgrade SW License:Advanced to Premium-SnS-Year
N1-CE88LIC-AFRD-2	N1-CloudEngine 8800 AI Fabric RDMA Application Acceleration Function 2
N1-CE88AFRD2- SnS1Y	N1-CloudEngine 8800 AI Fabric RDMA Application Acceleration Function 2-SnS-Year
N1-CE168LIC-HPC	N1-CE88LIC-HPC,N1-CloudEngine 16800 AI Fabric Value-added Package for the HPC Scenarios
N1-CE168HPC-SnS1Y	N1-CloudEngine 16800 AI Fabric Value-added Package for the HPC Scenarios-SnS-1 Year,
N1-CE88LIC-AI	N1-CloudEngine 8800 Value-added Package for the AI Scenarios
N1-CE88AI-SnS1Y	N1-CloudEngine 8800 Value-added Package for the AI Scenarios-SnS Year
N1-CE88LIC-SEC	N1-CloudEngine 8800 Security Function
N1-CE88SEC-SnS1Y	N1-CloudEngine 8800 Security Function-SnS-Year
N1-CE-F-LIC-MDCA	N1-CloudEngine Data Center Switch Multi-cloud Multi-DC Value-added Package - Fixed
N1-CEFMDCA - SnS1Y	N1-CloudEngine Data Center Switch Multi-cloud Multi-DC Value-added Package, Per Fixed device-SnS-Year
N1-CE-F-LIC-DM	N1-CloudEngine Digital Map Basic Function-Fixed
N1-CEMDF-SnS1Y	N1-CloudEngine Digital Map Function
N1-CE-LIC-AFP100VM	N1-CloudEngine Specified Flow Analysis Value-added Package Per 100 VM

Device	Description
N1-CEAFP100VM-SnS1Y	N1-CloudEngine Specified Flow Analysis Value-added Package Per 100 VM-SnS-Year
N1-CE88LIC-TCPAC	N1-CE88LIC-TCPAC,N1-CloudEngine 8800 Value-added Package for the TCP Acceleration Scenarios
N1-CE-LIC-XFLOW20G	N1-CloudEngine xFlow Intelligent Full-flow Analysis

Networking and Applications

Typical Application in DCs

On a typical DCN, CloudEngine 16800-X or 16800 switches work as core switches, whereas CloudEngine 8875 series switches work as TOR switches and connect to the core switches through 40GE, 100GE, or 200GE ports to build an end-to-end and fully-connected 100GE/200GE/400GE network. The switches use VXLAN and other fabric protocols to establish a non-blocking large Layer 2 network, which allows large-scale VM migration and flexible service deployment.



Note: VXLAN can also be used on campus networks to support flexible service deployment in different service areas.

More Information

For more information about Huawei products, visit <http://e.huawei.com> or contact Huawei's local sales office.


Alternatively, you can contact us through one of the following methods:

- Global service hotline: <http://e.huawei.com/en/service-hotline>
- Enterprise technical support website: <http://support.huawei.com/enterprise/>
- Service email address for enterprise users: support_e@huawei.com

Copyright © Huawei Technologies Co., Ltd. 2024. All rights reserved.

No part of this document may be reproduced or transmitted in any form or by any means without prior written consent of Huawei Technologies Co., Ltd.

Trademarks and Permissions

 HUAWEI and other Huawei trademarks are trademarks of Huawei Technologies Co., Ltd.

All other trademarks and trade names mentioned in this document are the property of their respective holders.

Notice

The purchased products, services and features are stipulated by the contract made between Huawei and the customer. All or part of the products, services and features described in this document may not be within the purchase scope or the usage scope. Unless otherwise specified in the contract, all statements, information, and recommendations in this document are provided "AS IS" without warranties, guarantees or representations of any kind, either express or implied.

The information in this document is subject to change without notice. Every effort has been made in the preparation of this document to ensure accuracy of the contents, but all statements, information, and recommendations in this document do not constitute a warranty of any kind, express or implied.

Huawei Technologies Co., Ltd.

Address: Huawei Industrial Base,
Bantian, Longgang, Shenzhen,
People's Republic of China
Post code: 518129
Website: e.huawei.com