



1. Note

1. Only qualified engineer can operate
2. Make sure that UPS is shutdown completely
3. Make sure that there is on power at input and battery is disconnected
4. After remove the cover, measure the DC bus voltage. Make sure that the voltage is below 30VDC, if not please wait for several minutes
5. Wait for 10 minutes after shutdown UPS completely

2. list of components

Part NO.	Name	Model	num
28002-00092	Circuit breaker	NDM1-63C63/1	1
28002-00116	Circuit breaker	NDM1-63C63/2	1
62001-01013	Structure sets	/	1
67002-00274	cables	cables	1






Connect W315 (IN-N) to Input(N)



Connect W314 (IN-L) to Input(A)

Remove W24(OUT-L) from Output-L
Connect W312(OUT-L) to Output-L
Connect W316(OUT-L) to Output-L
Connect W317(OUT-N) to Output-N






Connect W316(CB2-1) to port 1;
Connect W314(CB2-2) to port 2;
Connect W317(CB2-3) to port 3;
Connect W315(CB2-4) to port 4.
Fix breaker and panel onto machine.




Connect W311(NC) to
NC;
Connect W311(COM) to
COM.




Fix circuit breaker and
panel onto machine, put
cover3 onto machine.



Connect W311 (CT2-J24) to CT2 (J24)



Connect W313(CB3-1) to port 1;
Connect W312(CB3-2) to port 2;
Fix breaker and panel onto machine



Remove W24(EM4-O P_L(O)) from PS1103_EM4(EM4-O P_L(O)).
Connect W313(EM4-O P_L(O)) to PS1103_EM4(EM4-O P_L(O)).

Operating instructions:

Maintenance bypass works when the inner of UPS is cut off electric, output supply continuous electric for customer's loads.



Maintenance bypass works under such procedures:

1. Machine works normally

Close INPUT and OUTPUT circuit breakers, open MAINTENANCE BYPASS breaker;

2. Under Maintenance bypass mode



(1) Remove Maintenance bypass circuit breaker cover3 in condition of normal mode, UPS transfer to bypass, then close Maintenance bypass breaker. And the load is powered through maintenance bypass and static bypass.



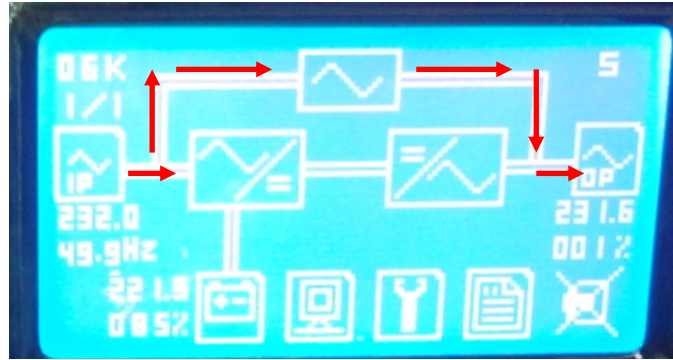
(2) Open Output and Input breaker. And the load is powered through maintenance bypass .

(3) Press ON/OFF button again, choose OFF to shutdown UPS. Then cut off battery to turn off UPS completely. Two ways for two kinds of UPS:

- (a) Long mode machine needs to open breaker for external battery,
- (b) For standard mode machine, remove UPS covers, then take off battery lines from battery positive and negative ports , such battery lines are used to connect charger with battery.

3. When maintenance is finished to open machine

(1) Take in battery, close Input and Output breakers, the bypass turns on after pressing ON/OFF button, the bypass indicator goes green. Watch LCD, once you see electric flows from IP to OP (shown as below picture), please goto step (2) immediately.



- (2) Instantly turn off the maintenance bypass switch and the load is powered through static bypass. The rectifier starts followed by the inverter. Fix cover 3 onto machine.
- (3) After 60S, the system transfers to Normal mode.