

S5720-SI Series Standard Gigabit Ethernet Switches

The S5720-SI series switches are standard Layer 3 Gigabit Ethernet switches that provide flexible full gigabit access and cost-effective fixed GE ports and 10GE uplink ports.




Introduction









The S5720-SI was developed based on next-generation high-performing hardware and the Huawei Versatile Routing Platform (VRP). The S5720-SI supports simplified operations and maintenance (O&M), intelligent stack (iStack), flexible Ethernet networking, and MACsec. It also provides enhanced Layer 3 features and mature IPv6 features. The S5720-SI can be used in various scenarios. For example, it can be used as an access or aggregation switch on a campus network or as an access switch in a data center.



Product Overview

Models and Appearances

Models and appearances of the S5720-SI series





Appearance	Description
 S5720-28P-SI-AC	<ul style="list-style-type: none"> • 24 10/100/1000 Ethernet ports (4 of which are dual-purpose 10/100/1000 or SFP ports), 4 GE SFP ports • Dual pluggable AC or DC power supplies, one AC power supply equipped by default • Forwarding performance: 42 Mpps • Switching capacity: 336 Gbit/s
 S5720-28X-SI-AC	<ul style="list-style-type: none"> • 24 10/100/1000 Ethernet ports (4 of which are dual-purpose 10/100/1000 or SFP ports), 4 10GE SFP+ ports • Dual pluggable AC or DC power supplies, one AC power supply equipped by default • Forwarding performance: 96 Mpps • Switching capacity: 336 Gbit/s
 S5720-28X-SI-DC	<ul style="list-style-type: none"> • 24 10/100/1000 Ethernet ports (4 of which are dual-purpose 10/100/1000 or SFP ports), 4 10GE SFP+ ports • Dual pluggable AC or DC power supplies, one DC power supply equipped by default • Forwarding performance: 96 Mpps • Switching capacity: 336 Gbit/s




Appearance	Description
 <p>S5720-28X-PWR-SI-AC</p>	<ul style="list-style-type: none"> • 24 10/100/1000 Ethernet PoE+ ports (4 of which are dual-purpose 10/100/1000 or SFP ports), 4 10GE SFP+ ports • Dual pluggable AC or DC power supplies, one 500 W AC power supply equipped by default • PoE+ • Forwarding performance: 96 Mpps • Switching capacity: 336 Gbit/s
 <p>S5720-28X-PWR-SI-DC</p>	<ul style="list-style-type: none"> • 24 10/100/1000 Ethernet PoE+ ports (4 of which are dual-purpose 10/100/1000 or SFP ports), 4 10GE SFP+ ports • Dual pluggable AC or DC power supplies, one 650 W DC power supply equipped by default • PoE+ • Forwarding performance: 96 Mpps • Switching capacity: 336 Gbit/s
 <p>S5720-28X-SI-24S-AC</p>	<ul style="list-style-type: none"> • 24 Gig SFP ports (8 of which are dual-purpose 10/100/1000 or SFP ports), 4 10GE SFP+ ports • AC power supply, supporting RPS • Forwarding performance: 96 Mpps • Switching capacity: 336 Gbit/s
 <p>S5720-28X-SI-24S-DC</p>	<ul style="list-style-type: none"> • 24 Gig SFP ports (8 of which are dual-purpose 10/100/1000 or SFP ports), 4 10GE SFP+ ports • DC power supply, supporting RPS • Forwarding performance: 96 Mpps • Switching capacity: 336 Gbit/s
 <p>S5721-28X-SI-24S-AC</p>	<ul style="list-style-type: none"> • 24 Gig SFP ports (8 of which are dual-purpose 10/100/1000 or SFP ports), 4 10GE SFP+ ports • Dual pluggable AC or DC power supplies, one 60 W AC power supply equipped by default • Forwarding performance: 96 Mpps • Switching capacity: 336 Gbit/s
 <p>S5720-52P-SI-AC</p>	<ul style="list-style-type: none"> • 48 10/100/1000 Ethernet ports, 4 GE SFP ports • Dual pluggable AC or DC power supplies, one AC power supply equipped by default • Forwarding performance: 78 Mpps • Switching capacity: 336 Gbit/s
 <p>S5720-52X-SI-AC</p>	<ul style="list-style-type: none"> • 48 10/100/1000 Ethernet ports, 4 10GE SFP+ ports • Dual pluggable AC or DC power supplies, one AC power supply equipped by default • Forwarding performance: 132 Mpps • Switching capacity: 336 Gbit/s
 <p>S5720-52X-SI-DC</p>	<ul style="list-style-type: none"> • 48 10/100/1000 Ethernet ports, 4 10GE SFP+ ports • Dual pluggable AC or DC power supplies, one DC power supply equipped by default • Forwarding performance: 132 Mpps • Switching capacity: 336 Gbit/s


Appearance	Description
 <p>S5720-52X-PWR-SI-AC</p>	<ul style="list-style-type: none"> • 48 10/100/1000 Ethernet PoE+ ports, 4 10GE SFP+ ports • Dual pluggable AC or DC power supplies, one 500 W AC power supply equipped by default • PoE+ • Forwarding performance: 132 Mpps • Switching capacity: 336 Gbit/s
 <p>S5720-52X-PWR-SI-DC</p>	<ul style="list-style-type: none"> • 48 10/100/1000 Ethernet PoE+ ports, 4 10GE SFP+ ports • Dual pluggable AC or DC power supplies, one 650 W DC power supply equipped by default • PoE+ • Forwarding performance: 132 Mpps • Switching capacity: 336 Gbit/s
 <p>S5720-52X-PWR-SI-ACF</p>	<ul style="list-style-type: none"> • 48 10/100/1000 Ethernet PoE+ ports, 4 10GE SFP+ ports • Dual pluggable AC power supplies, one 1150 W AC power supply equipped by default • PoE+ • Forwarding performance: 132 Mpps • Switching capacity: 336 Gbit/s
 <p>S5720-52X-SI-48S</p>	<ul style="list-style-type: none"> • 48 Gig SFP, 2 of which are dual-purpose 10/100/1000 or SFP, 4 10 Gig SFP+ • Dual pluggable AC or DC power supplies • Forwarding performance: 132 Mpps • Switching capacity: 336 Gbit/s
 <p>S5720S-28P-SI-AC</p>	<ul style="list-style-type: none"> • 24 10/100/1000 Ethernet ports, 4 GE SFP ports • AC power supply, supporting RPS • Forwarding performance: 42 Mpps • Switching capacity: 336 Gbit/s
 <p>S5720S-28X-SI-AC</p>	<ul style="list-style-type: none"> • 24 10/100/1000 Ethernet ports, 4 10GE SFP+ ports • AC power supply, supporting RPS • Forwarding performance: 96 Mpps • Switching capacity: 336 Gbit/s
 <p>S5720S-52P-SI-AC</p>	<ul style="list-style-type: none"> • 48 10/100/1000 Ethernet ports, 4 GE SFP ports • AC power supply, supporting RPS • Forwarding performance: 78 Mpps • Switching capacity: 336 Gbit/s
 <p>S5720S-52X-SI-AC</p>	<ul style="list-style-type: none"> • 48 10/100/1000 Ethernet ports, 4 10GE SFP+ ports • AC power supply, supporting RPS • Forwarding performance: 132 Mpps • Switching capacity: 336 Gbit/s

Power Supply

The following table lists the power supplies applicable to the S5720-SI.

Power Module	Technical Specifications	Applied Switch Model
 <p>PAC-60WA-L</p>	<ul style="list-style-type: none"> • Dimensions (W x D x H): 100 mm x 205 mm x 40 mm (3.9 in. x 8.1 in. x 1.6 in.) • Weight: 0.8 kg (1.76 lb) • Rated input voltage range: 100 V AC to 240 V AC, 50/60 Hz • Maximum input voltage range: 90 V AC to 264 V AC, 47 Hz to 63 Hz • Maximum input current: 2 A • Maximum output current: 5 A • Rated output voltage: 12 V • Maximum output power: 60 W • Hot swap: Supported 	<ul style="list-style-type: none"> • S5721-28X-SI-24S-AC • S5720-28P-SI-AC • S5720-52P-SI-AC • S5720-28X-SI-AC • S5720-28X-SI-DC • S5720-52X-SI-AC • S5720-52X-SI-DC
 <p>ES0W2PSA0150</p>	<ul style="list-style-type: none"> • Dimensions (W x D x H): 100 mm x 205 mm x 40 mm (3.9 in. x 8.1 in. x 1.6 in.) • Weight: 0.8 kg (1.76 lb) • Rated input voltage range: 100 V AC to 240 V AC, 50/60 Hz • Maximum input voltage range: 90 V AC to 264 V AC, 47 Hz to 63 Hz • Maximum input current: 3 A • Maximum output current: 12.5 A • Rated output voltage: 12 V • Maximum output power: 150 W • Hot swap: Supported 	<ul style="list-style-type: none"> • S5720-28P-SI-AC • S5720-28X-SI-AC • S5720-52P-SI-AC • S5720-52X-SI-AC
 <p>ES0W2PSD0150</p>	<ul style="list-style-type: none"> • Dimensions (W x D x H): 100 mm x 205 mm x 40 mm (3.9 in. x 8.1 in. x 1.6 in.) • Weight: 0.8 kg (1.76 lb) • Rated input voltage range: -48 V DC to -60 V DC • Maximum input voltage range: -36 V DC to -72 V DC • Maximum input current: 6 A • Maximum output current: 12.5 A • Rated output voltage: 12 V • Maximum output power: 150 W • Hot swap: Supported 	<ul style="list-style-type: none"> • S5720-28P-SI-AC • S5720-28X-SI-AC • S5720-52P-SI-AC • S5720-52X-SI-AC
 <p>PAC-500WA-BE</p>	<ul style="list-style-type: none"> • Dimensions (W x D x H): 100 mm x 205 mm x 40 mm (3.9 in. x 8.1 in. x 1.6 in.) • Weight: 1.06 kg (2.34 lb) • Rated input voltage range: 100 V AC to 240 V AC, 50/60 Hz • Maximum input voltage range: 90 V AC to 264 V AC, 47 Hz to 63 Hz • Maximum input current: 7 A to 3.5 A • Maximum output current: <ul style="list-style-type: none"> – +12 V: 10 A – -53.5 V: 7.11 A • Maximum output power: 	<ul style="list-style-type: none"> • S5720-28X-PWR-SI-AC • S5720-52X-PWR-SI-AC

Power Module	Technical Specifications	Applied Switch Model
	<ul style="list-style-type: none"> - +12 V: 120 W - -53.5 V: 380 W (PoE: 369.6 W) • Hot swap: Supported 	
 <p>PDC-650WA-BE</p>	<ul style="list-style-type: none"> • Dimensions (W x D x H): 100 mm x 205 mm x 40 mm (3.9 in. x 8.1 in. x 1.6 in.) • Weight: 0.83 kg (1.83 lb) • Rated input voltage range: -48 V DC to -60 V DC • Maximum input voltage range: -38.4 V DC to -72 V DC • Maximum input current: 20 A • Maximum output current: <ul style="list-style-type: none"> - +12 V: 22.5 A - -53.5 V: 7.11 A • Maximum output power: <ul style="list-style-type: none"> - PoE power: 369.6 W - Total power: 650 W • Hot swap: Supported 	<ul style="list-style-type: none"> • S5720-28X-PWR-SI-AC • S5720-52X-PWR-SI-AC
 <p>W2PSA1150</p>	<ul style="list-style-type: none"> • Dimensions (W x D x H): 100.0 mm x 281.0 mm x 41.4 mm (3.9 in. x 11.1 in. x 1.63 in.) • Weight: < 1.6 kg (3.53 lb) • Rated input voltage range: 100 V AC to 240 V AC, 50/60 Hz • Maximum input voltage range: 90 V AC to 290 V AC, 45 Hz to 65 Hz • Input current: 10 A • Maximum output current: <ul style="list-style-type: none"> - +12 V: 29.17 A - -53.5 V: 14.95 A • Maximum output power: <ul style="list-style-type: none"> - PoE power: 785.4 W (220 V)/446.6 W (110 V) - Total power: 1150 W (220 V)/800 W (110 V) • Hot swap: Supported 	<ul style="list-style-type: none"> • S5720-52X-PWR-SI-ACF
 <p>PAC1000D5412</p>	<ul style="list-style-type: none"> • Dimensions (W x D x H): 99 mm x 204 mm x 42 mm (3.9 in. x 8.1 in. x 1.7 in.) • Weight: 1.1 kg (2.43 lb) • Rated input voltage range: <ul style="list-style-type: none"> - 100 V AC to 240 V AC, 50/60 Hz - 240 V DC • Maximum input voltage range: <ul style="list-style-type: none"> - 90 V AC to 290 V AC, 47 Hz to 63 Hz - 190 V DC to 290 V DC • Input current: <ul style="list-style-type: none"> - 100 V AC to 130 V AC: 12 A - 200 V AC to 240 V AC: 6 A - 240 V DC: 8A • Maximum output current: 	<ul style="list-style-type: none"> • S5720-52X-PWR-SI-ACF

Power Module	Technical Specifications	Applied Switch Model
	<ul style="list-style-type: none"> - +12 V: 20.84 A - -53.5 V: 14.58 A • Maximum output power: <ul style="list-style-type: none"> - PoE: 754.6 W - Total: 1000 W • Hot swap: Supported 	
 <p>RPS1800</p>	<ul style="list-style-type: none"> • Dimensions (W x D x H): 442.0 mm x 310.0 mm x 43.6 mm • Weight: <ul style="list-style-type: none"> - Without power modules installed: 4 kg - With one power module installed: 5.5 kg - With two power modules installed: 7 kg • Rated input voltage: 220/110 V AC, 50/60 Hz • Input voltage range: 200 V AC to 240 V AC (220 V rated voltage input)/100 V AC to 120 V AC (110 V rated voltage input), 50/60 Hz • Input current: 12 A • Maximum output current (without power modules installed): 12 V: 11.5 A • Maximum output current (with one power module installed): <ul style="list-style-type: none"> - 12 V: 11.5 A - -53.5 V: 15 A (input voltage range: 200 V AC to 240 V AC) • Maximum output current (with two power modules installed): <ul style="list-style-type: none"> - 12 V: 11.5 A - -53.5 V: 15 A output per port (input voltage range: 200 V AC to 240 V AC) - -53.5 V: 15 A output per port (input voltage range: 100 V AC to 120 V AC, two 870 W PoE power modules required) • Maximum output power (without power modules installed): 12 V: 140 W • Maximum output power (with one power module installed): <ul style="list-style-type: none"> - 12 V: 140 W - -53.5 V: 800 W (input voltage range: 200 V AC to 240 V AC) • Maximum output power (with two power modules installed): <ul style="list-style-type: none"> - 12 V: 140 W - -53.5 V: 1600 W (input voltage range: 200 V AC to 240 V AC) - -53.5 V: 800 W (input voltage range: 100 V AC to 120 V AC, two 870 W PoE power modules required) • Hot swap: Not supported 	<ul style="list-style-type: none"> • S5720S-28P-SI-AC • S5720S-28X-SI-AC • S5720S-52P-SI-AC • S5720S-52X-SI-AC

Some models of the S5720-SI series use built-in power supplies by default. If a switch supports pluggable power supplies, the customer can purchase the power supplies when or after purchasing the switch.

The S5720-SI supports multiple power supply options, including dual-power, PoE, and single-power.

Dual-Power (Non-PoE)

Dual-power models (non-PoE) use pluggable power supplies and provide two power slots. By default, one AC power supply (ES0W2PSA0150) is equipped. When a switch has two power supplies installed, the power supplies work in 1+1 backup mode to power the switch. The switch supports dual AC power supplies, dual DC power supplies, as well as mixed insertion of AC and DC power supplies.

The following table lists the power supply options supported by the S5720-SI.

Model	Power Supply 1	Power Supply 2
S5720-28P-SI-AC	ES0W2PSA0150 (150 W-AC) or ES0W2PSD0150 (150 W-DC)	ES0W2PSA0150 (150 W-AC) or ES0W2PSD0150 (150 W-DC)
S5720-28X-SI-AC	ES0W2PSA0150 (150 W-AC) or ES0W2PSD0150 (150 W-DC)	ES0W2PSA0150 (150 W-AC) or ES0W2PSD0150 (150 W-DC)
S5720-28X-SI-24S-AC	ES0W2PSA0150 (150 W-AC) or ES0W2PSD0150 (150 W-DC)	ES0W2PSA0150 (150 W-AC) or ES0W2PSD0150 (150 W-DC)
S5720-52P-SI-AC	ES0W2PSA0150 (150 W-AC) or ES0W2PSD0150 (150 W-DC)	ES0W2PSA0150 (150 W-AC) or ES0W2PSD0150 (150 W-DC)
S5720-52X-SI-AC	ES0W2PSA0150 (150 W-AC) or ES0W2PSD0150 (150 W-DC)	ES0W2PSA0150 (150 W-AC) or ES0W2PSD0150 (150 W-DC)
S5721-28X-SI-24S-AC	ES0W2PSA0150 (150 W-AC) or ES0W2PSD0150 (150 W-DC)	ES0W2PSA0150 (150 W-AC) or ES0W2PSD0150 (150 W-DC)
	PAC-60WA-L	PAC-60WA-L

PoE/PoE+

PWR in the model name indicates a PoE-capable switch, which supports IEEE 802.3af-compliant PoE and 802.3at-compliant PoE+. Each port delivers 15.4 W PoE or 30 W PoE+ power capacity.

Each S5720-SI series PoE-capable switch has two power slots for pluggable PoE power supplies. The following table lists the power supply options supported by S5720-SI series PoE-capable switches.

Model	Power Supply 1	Power Supply 2	PoE Power Supply	Number of PoE Ports
S5720-28X-PWR-SI-AC	500 W or 650 W	-	369.6 W	<ul style="list-style-type: none"> PoE (15.4 W): 24 PoE+ (30 W): 12
	500 W or 650 W	500 W or 650 W	739.2 W	<ul style="list-style-type: none"> PoE (15.4 W): 24 PoE+ (30 W): 24
S5720-52X-PWR-SI-AC	500 W or 650 W	-	369.6 W	<ul style="list-style-type: none"> PoE (15.4 W): 24 PoE+ (30 W): 12
	500 W or 650 W	500 W or 650 W	739.2 W	<ul style="list-style-type: none"> PoE (15.4 W): 48 PoE+ (30 W): 24
S5720-52X-PWR-SI-ACF	1150 W (220 V)	-	785.4 W	<ul style="list-style-type: none"> PoE (15.4 W): 48 PoE+ (30 W): 26
	1150 W (220 V)	1150 W (220 V)	1440 W	<ul style="list-style-type: none"> PoE (15.4 W): 48 PoE+ (30 W): 48

Model	Power Supply 1	Power Supply 2	PoE Power Supply	Number of PoE Ports
	1150 W (110 V)	–	446.6 W	<ul style="list-style-type: none"> PoE (15.4 W): 29 PoE+ (30 W): 14
	1150 W (110 V)	1150 W (110 V)	893.2 W	<ul style="list-style-type: none"> PoE (15.4 W): 48 PoE+ (30 W): 29
	1000 W (220 V)	–	754.6 W	<ul style="list-style-type: none"> PoE (15.4 W): 48 PoE+ (30 W): 25
	1000 W (220 V)	1000 W (220 V)	1440 W	<ul style="list-style-type: none"> PoE (15.4 W): 48 PoE+ (30 W): 48
	1000 W (110 V)	–	754.6 W	<ul style="list-style-type: none"> PoE (15.4 W): 48 PoE+ (30 W): 25
	1000 W (110 V)	1000 W (110 V)	1440 W	<ul style="list-style-type: none"> PoE (15.4 W): 48 PoE+ (30 W): 48
	1000 W (220 V)	1150 W (220 V)	1440 W	<ul style="list-style-type: none"> PoE (15.4 W): 48 PoE+ (30 W): 48
	1150 W (220 V)	1000 W (220 V)	1440 W	<ul style="list-style-type: none"> PoE (15.4 W): 48 PoE+ (30 W): 48
	1000 W (110 V)	1150 W (110 V)	893.2 W	<ul style="list-style-type: none"> PoE (15.4 W): 48 PoE+ (30 W): 29
	1150 W (110 V)	1000 W (110 V)	893.2 W	<ul style="list-style-type: none"> PoE (15.4 W): 48 PoE+ (30 W): 29

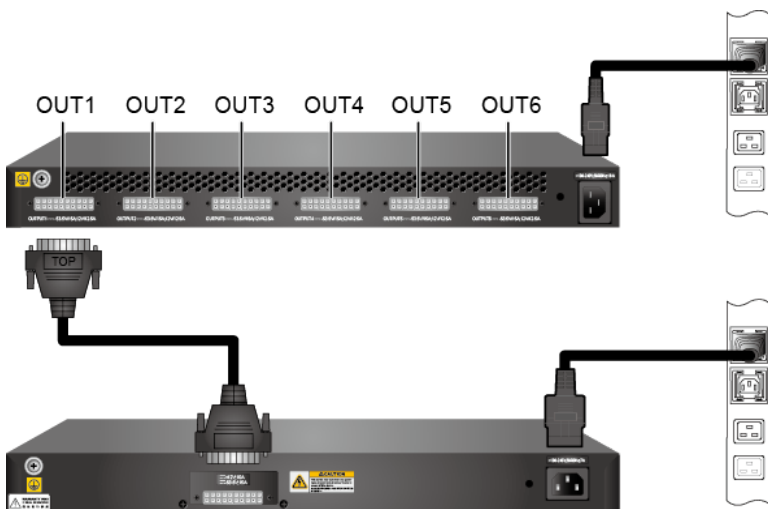
NOTE

When a switch has two power supplies installed, the two power supplies work in redundancy mode to provide power for the switch and in load balancing mode to provide power for powered devices (PDs).

Single-Power

Single-power models use a built-in AC power supply and support RPS1800. Single-power models include S5720S-28P-SI-AC, S5720S-28X-SI-AC, S5720S-52P-SI-AC, and S5720S-52X-SI-AC.

An RPS1800 is a redundant power supply system that provides power redundancy for the connected switches to ensure uninterrupted services. When the internal power supply of a switch fails, the RPS1800 provides power to the switch immediately, improving system reliability. The following figure shows how to connect an RPS1800 to a switch.



The RPS1800 can connect to a maximum of six switches and ensures seamless failover for at most one switch when the internal power supply of the switch fails.

When the internal power supply of the switch powered by the RPS1800 recovers, the RPS1800 immediately restores to backup state.

Among the six DC output ports, OUT1 has the highest priority, and the other five ports have the same priority. When the RPS1800 connects to six switches, the switch connected to OUT1 preferentially receives power from the RPS1800.

Product Features and Highlights

Powerful Service Processing Capability and Multiple Security Control Mechanisms

- The S5720-SI supports many Layer 2/Layer 3 multicast protocols, such as PIM SM, PIM DM, PIM SSM, MLD, and IGMP snooping, to support multi-terminal high-definition video surveillance and video conferencing services.
- The S5720-SI supports multiple Layer 3 features including OSPF, IS-IS, BGP, and VRRP, meeting enterprises' requirements on access and aggregation service bearing and enabling a variety of voice, video, and data applications.
- The S5720-SI supports MAC address authentication, 802.1X authentication, and Portal authentication, and implements dynamic delivery of policies (VLAN, QoS, and ACL) to users.
- The S5720-SI provides a series of mechanisms to defend against DoS and user-targeted attacks. DoS attacks are targeted at switches and include SYN flood, Land, Smurf, and ICMP flood attacks. User-targeted attacks include bogus DHCP server attacks, IP/MAC address spoofing, DHCP request flood, and change of the DHCP CHADDR value.
- The S5720-SI sets up and maintains a DHCP snooping binding table, and discards the packets that do not match the table entries. You can specify DHCP snooping trusted and untrusted ports to ensure that users connect only to the authorized DHCP server.
- The S5720-SI supports strict ARP learning, which protects a network against ARP spoofing attacks to ensure normal network access.

Easy O&M

- The S5720-SI supports Super Virtual Fabric (SVF), which virtualizes the "Core/Aggregation switches + Access switches + APs" structure into a single logical device. The S5720-SI enables the simplest network management solution in the industry. It allows plug-and-play of access switches and APs. In addition, the S5720-SI supports service configuration templates. The templates are configured on core devices and automatically delivered to access devices, enabling centralized control, simplified service configuration, and flexible configuration modification. The S5720-SI functions as a client in an SVF system.
- The S5720-SI supports zero-touch deployment, replacement of faulty devices without additional configuration, USB-based deployment, batch configuration, and batch remote upgrade. The capabilities facilitate device deployment, upgrade, service provisioning, and other management and maintenance operations, greatly reducing O&M costs. The S5720-SI can be managed using Simple Network Management Protocol (SNMP) v1/v2c/v3, command line interface (CLI), web-based network management system, or Secure Shell (SSH) V2.0. Additionally, it supports remote network monitoring (RMON), multiple log hosts, port traffic statistics collection, and network quality analysis, which facilitate network optimization and reconstruction.
- The S5720-SI supports the Sampled Flow (sFlow) function. It uses a method defined in the sFlow standard to sample traffic passing through it and sends sampled traffic to the collector in real time. The collected traffic statistics are used to generate statistical reports, helping enterprises maintain their networks.

Intelligent O&M

- The S5720-SI provides telemetry technology to collect device data in real time and send the data to Huawei campus network analyzer CampusInsight. The CampusInsight analyzes network data based on the intelligent fault identification algorithm, accurately displays the real-time network status, effectively demarcates and locates faults in a timely manner, and identifies network problems that affect user experience, accurately guaranteeing user experience.
- The S5720-SI supports a variety of intelligent O&M features for audio and video services, including the enhanced Media Delivery Index (eMDI). With this eMDI function, the switch can function as a monitored node to periodically conduct statistics and report audio and video service indicators to the CampusInsight platform. In this way, the CampusInsight platform can quickly demarcate audio and video service quality faults based on the results of multiple monitored nodes.

Multiple Reliability Mechanisms

- The S5720-SI supports intelligent stack (iStack). This technology can virtualize up to nine physical switches into a single logical switch. Downlink electrical ports support iStack. Member switches in a stack implement redundancy backup to improve device reliability and use inter-device link aggregation to improve link reliability. iStack provides high network scalability. You can increase a stack's ports, bandwidth, and processing capacity by simply adding member switches. iStack also simplifies device configuration and management. After a stack is set up, multiple physical switches are virtualized into a single logical device. You can log in to any member switch in the stack to manage all the member switches in the stack.
- The S5720-SI is equipped with two removable power supplies that can work in 1+1 redundancy backup mode. Mixed installation of AC and DC power supplies is supported, allowing for flexible configuration of AC or DC power supplies according to service requirements.
- In addition to traditional STP, RSTP, and MSTP, the S5720-SI supports Huawei-developed Smart Ethernet Protection (SEP) technology and the latest Ethernet Ring Protection Switching (ERPS) standard. SEP is a ring protection protocol specific to the Ethernet link layer, and applies to various ring network topologies, such as open ring topology, closed ring topology, and cascading ring topology. This protocol is reliable and easy to maintain, and implements fast protection switching within 50 ms. ERPS is defined in ITU-T G.8032. It implements millisecond-level protection switching based on traditional Ethernet MAC and bridging functions.
- The S5720-SI supports Smart Link. One S5720-SI switch can connect to multiple aggregation switches through multiple links, implementing backup of uplinks and significantly improving reliability of access devices.
- The S5720-SI supports Ethernet OAM (IEEE 802.3ah/802.1ag) to detect link faults quickly.

Enhanced QoS Control Mechanism

- The S5720-SI provides excellent QoS capabilities and supports queue scheduling and congestion control algorithms. Additionally, it adopts innovative priority queuing and multi-level scheduling mechanisms to implement fine-grained scheduling of data flows, meeting service quality requirements of different user terminals and services.
- The S5720-SI implements complex traffic classification based on packet information, such as the 5-tuple, IP preference, ToS, DSCP, IP protocol type, ICMP type, TCP source port, VLAN ID, Ethernet protocol type, and CoS. ACLs can be applied to the inbound or outbound direction of a port.
- The S5720-SI supports flow-based two-rate three-color CAR. Each port supports eight priority queues, multiple queue scheduling algorithms, such as WRR, DRR, SP, WRR+SP, and DRR+SP, and WRED that is a congestion avoidance algorithm. All of these features ensure high-quality voice, video, and data services.

Mature IPv6 Technologies

- The S5720-SI uses the mature, stable VRP platform and supports IPv4/IPv6 dual stacks, IPv6 RIPng, and IPv6 over IPv4 tunnels (including manual, 6-to-4, and ISATAP tunnels). With these IPv6 features, the S5720-SI can be deployed on a pure IPv4 network, a pure IPv6 network, or a shared IPv4/IPv6 network, helping achieve IPv4-to-IPv6 transition.

Cloud Management

- The Huawei cloud management platform allows users to configure, monitor, and inspect switches on the cloud, reducing on-site deployment and O&M manpower costs and decreasing network OPEX. Huawei switches support both cloud management and on-premise management modes. These two management modes can be flexibly switched as required to achieve smooth evolution while maximizing return on investment (ROI).

OPS

- The Open Programmability System (OPS) is an open platform based on the Python language. IT administrators can program the O&M functions of a switch through Python scripts to quickly innovate functions and implement intelligent O&M.

Perpetual PoE

- When a PoE switch is rebooted after the software version is upgraded, the power supply to PDs is not interrupted. This capability ensures that PDs are not powered off during the switch reboot.



NOTE

For more information about PoE, visit

<https://e.huawei.com/en/material/onLineView?materialid=e28cc3ad158140e8af1547bc510ecd34>

Product Specifications

Functions and Features

The following table lists the functions and features available on the S5720-SI.

Function and feature metrics for the S5720-SI series

Function and Feature		Description	S5720-P-SI series	S5720-X-SI series	S5720S-P-SI series	S5720S-X-SI series
Ethernet features	Ethernet basics	Full-duplex, half-duplex, and auto-negotiation	Yes	Yes	Yes	Yes
		Rate auto-negotiation on an interface	Yes	Yes	Yes	Yes
		Flow control on an interface	Yes	Yes	Yes	Yes
		Jumbo frames	Yes	Yes	Yes	Yes
		Link aggregation	Yes	Yes	Yes	Yes
		Load balancing among links of a trunk	Yes	Yes	Yes	Yes
		Transparent transmission of Layer 2 protocol packets	Yes	Yes	Yes	Yes
		Device Link Detection Protocol (DLDP)	Yes	Yes	Yes	Yes
		Link Layer Discovery Protocol (LLDP)	Yes	Yes	Yes	Yes
		Link Layer Discovery Protocol-Media Endpoint Discovery (LLDP-MED)	Yes	Yes	Yes	Yes
		Interface isolation	Yes	Yes	Yes	Yes
		Broadcast traffic suppression on an interface	Yes	Yes	Yes	Yes
		Multicast traffic suppression on an interface	Yes	Yes	Yes	Yes
		Unknown unicast traffic suppression on an interface	Yes	Yes	Yes	Yes
		VLAN broadcast traffic suppression	Yes	Yes	Yes	Yes
		VLAN multicast traffic suppression	Yes	Yes	Yes	Yes
		VLAN unknown unicast traffic suppression	Yes	Yes	Yes	Yes
	VLAN	VLAN specification	4094	4094	4094	4094
		VLANIF interface specification	1024	1024	1024	1024
		Access mode	Yes	Yes	Yes	Yes

Function and Feature		Description	S5720-P-SI series	S5720-X-SI series	S5720S-P-SI series	S5720S-X-SI series
		Trunk mode	Yes	Yes	Yes	Yes
		Hybrid mode	Yes	Yes	Yes	Yes
		QinQ mode	Yes	Yes	Yes	Yes
		Default VLAN	Yes	Yes	Yes	Yes
		VLAN assignment based on interfaces	Yes	Yes	Yes	Yes
		VLAN assignment based on protocols	Yes	Yes	Yes	Yes
		VLAN assignment based on IP subnets	Yes	Yes	Yes	Yes
		VLAN assignment based on MAC addresses	Yes	Yes	Yes	Yes
		VLAN assignment based on MAC address + IP address	Yes	Yes	Yes	Yes
		VLAN assignment based on MAC address + IP address + interface number	Yes	Yes	Yes	Yes
		Adding double VLAN tags to packets based on interfaces	Yes	Yes	Yes	Yes
		VLAN mapping	Yes	Yes	Yes	Yes
		Selective QinQ	Yes	Yes	Yes	Yes
		MUX VLAN	Yes	Yes	Yes	Yes
		Voice VLAN	Yes	Yes	Yes	Yes
		Guest VLAN	Yes	Yes	Yes	Yes
GVRP	GARP	Yes	Yes	Yes	Yes	
	GVRP	Yes	Yes	Yes	Yes	
VCMP	VCMP	Yes	Yes	Yes	Yes	
MAC	MAC address	16K	16K	16K	16K	
	Automatic learning of MAC addresses	Yes	Yes	Yes	Yes	
	Automatic aging of MAC addresses	Yes	Yes	Yes	Yes	
	Static, dynamic, and blackhole MAC address entries	Yes	Yes	Yes	Yes	
	Interface-based MAC address learning limiting	Yes	Yes	Yes	Yes	
	Sticky MAC	Yes	Yes	Yes	Yes	
	MAC address flapping detection	Yes	Yes	Yes	Yes	

Function and Feature		Description	S5720-P-SI series	S5720-X-SI series	S5720S-P-SI series	S5720S-X-SI series
		MAC address spoofing defense	Yes	Yes	Yes	Yes
		Port bridge	Yes	Yes	Yes	Yes
	ARP	Static ARP	Yes	Yes	Yes	Yes
		Dynamic ARP	Yes	Yes	Yes	Yes
		ARP entry	4K	4K	4K	4K
		ARP aging detection	Yes	Yes	Yes	Yes
		Intra-VLAN proxy ARP	Yes	Yes	Yes	Yes
		Routed proxy ARP	Yes	Yes	Yes	Yes
Ethernet loop protection	MSTP	STP	Yes	Yes	Yes	Yes
		RSTP	Yes	Yes	Yes	Yes
		MSTP	Yes	Yes	Yes	Yes
		VBST	Yes	Yes	Yes	Yes
		BPDU protection	Yes	Yes	Yes	Yes
		Root protection	Yes	Yes	Yes	Yes
		Loop protection	Yes	Yes	Yes	Yes
		Defense against TC BPDU attacks	Yes	Yes	Yes	Yes
	Loopback detection	Loop detection on an interface	Yes	Yes	Yes	Yes
	SEP	SEP	Yes	Yes	Yes	Yes
	Smart Link	Smart Link	Yes	Yes	Yes	Yes
		Smart Link multi-instance	Yes	Yes	Yes	Yes
		Monitor Link	Yes	Yes	Yes	Yes
	RRPP	RRPP	Yes	Yes	Yes	Yes
		Single RRPP ring	Yes	Yes	Yes	Yes
		Tangent RRPP ring	Yes	Yes	Yes	Yes
		Intersecting RRPP ring	Yes	Yes	Yes	Yes
		Hybrid networking of RRPP rings and other ring networks	Yes	Yes	Yes	Yes
	ERPS	G.8032 v1	Yes	Yes	Yes	Yes
		G.8032 v2	Yes	Yes	Yes	Yes
		ERPS semi-ring topology	Yes	Yes	Yes	Yes
		ERPS closed-ring topology	Yes	Yes	Yes	Yes
IPv4/IPv6	IPv4 and unicast	IPv4 static routing	Yes	Yes	Yes	Yes

Function and Feature		Description	S5720-P-SI series	S5720-X-SI series	S5720S-P-SI series	S5720S-X-SI series
forwarding	routing	VRF	Yes	Yes	Yes	Yes
		DHCP client	Yes	Yes	Yes	Yes
		DHCP server	Yes	Yes	Yes	Yes
		DHCP relay	Yes	Yes	Yes	Yes
		Routing policies	Yes	Yes	Yes	Yes
		IPv4 routes	8K	8K	8K	8K
		RIPv1	Yes	Yes	Yes	Yes
		RIPv2	Yes	Yes	Yes	Yes
		OSPF	Yes	Yes	Yes	Yes
		Policy-based routing (PBR)	Yes	Yes	Yes	Yes
	Multicast routing features	IGMPv1/v2/v3	Yes	Yes	Yes	Yes
		PIM-DM	Yes	Yes	Yes	Yes
		PIM-SM	Yes	Yes	Yes	Yes
		MSDP	Yes	Yes	Yes	Yes
		IPv4 multicast routes	1K	1K	1K	1K
		IPv6 multicast routes	1K	1K	1K	1K
		Multicast routing policies	Yes	Yes	Yes	Yes
		RPF	Yes	Yes	Yes	Yes
	IPv6 features	IPv6 protocol stack	Yes	Yes	Yes	Yes
		ND	Yes	Yes	Yes	Yes
		ND entry	2K	2K	2K	2K
		ND snooping	Yes	Yes	Yes	Yes
		DHCPv6 snooping	Yes	Yes	Yes	Yes
		RIPng	Yes	Yes	Yes	Yes
		DHCPv6 server	Yes	Yes	Yes	Yes
		DHCPv6 relay	Yes	Yes	Yes	Yes
		OSPFv3	Yes	Yes	Yes	Yes
		IPv6 routes	2K	2K	2K	2K
		VRRP6	Yes	Yes	Yes	Yes
		MLDv1/v2	Yes	Yes	Yes	Yes
		PIM-DM for IPv6	Yes	Yes	Yes	Yes
		PIM-SM for IPv6	Yes	Yes	Yes	Yes
		Layer 2 multicast features	-	IGMPv1/v2/v3 snooping	Yes	Yes
IGMP snooping proxy	Yes			Yes	Yes	Yes

Function and Feature		Description	S5720-P-SI series	S5720-X-SI series	S5720S-P-SI series	S5720S-X-SI series
		MLD snooping	Yes	Yes	Yes	Yes
		Multicast traffic suppression	Yes	Yes	Yes	Yes
		Inter-VLAN multicast replication	Yes	Yes	Yes	Yes
Device reliability	Stacking	Service interface-based stacking	Yes	Yes	Yes	Yes
		Maximum number of stacked devices	9	9	9	9
		Stack bandwidth (Unidirectional)	Up to 40 Gbit/s	Up to 48 Gbit/s	Up to 40 Gbit/s	Up to 48 Gbit/s
	VRRP	VRRP standard protocol	Yes	Yes	Yes	Yes
Ethernet OAM	EFM (802.3ah)	Automatic discovery of links	Yes	Yes	Yes	Yes
		Link fault detection	Yes	Yes	Yes	Yes
		Link troubleshooting	Yes	Yes	Yes	Yes
		Remote loopback	Yes	Yes	Yes	Yes
	CFM (802.1ag)	Software-level CCM	Yes	Yes	Yes	Yes
		802.1ag MAC ping	Yes	Yes	Yes	Yes
		802.1ag MAC trace	Yes	Yes	Yes	Yes
	OAM association	Association between 802.1ag and 802.3ah	Yes	Yes	Yes	Yes
	Y.1731	Unidirectional delay and jitter measurement	Yes	Yes	Yes	Yes
		Bidirectional delay and jitter measurement	Yes	Yes	Yes	Yes
QoS features	Traffic classification	Traffic classification based on ACLs	Yes	Yes	Yes	Yes
		Configuring traffic classification priorities	Yes	Yes	Yes	Yes
		Matching the simple domains of packets	Yes	Yes	Yes	Yes
	Traffic behavior	Traffic filtering	Yes	Yes	Yes	Yes
		Traffic policing (CAR)	Yes	Yes	Yes	Yes
		Modifying the packet priorities	Yes	Yes	Yes	Yes
		Modifying the simple domains of packets	Yes	Yes	Yes	Yes
		Modifying the packet VLANs	Yes	Yes	Yes	Yes
	Traffic shaping	Traffic shaping on an egress interface	Yes	Yes	Yes	Yes

Function and Feature		Description	S5720-P-SI series	S5720-X-SI series	S5720S-P-SI series	S5720S-X-SI series
		Traffic shaping on queues on an interface	Yes	Yes	Yes	Yes
	Congestion avoidance	Tail drop	Yes	Yes	Yes	Yes
	Congestion management	Priority Queuing (PQ)	Yes	Yes	Yes	Yes
		Weighted Deficit Round Robin (WDRR)	Yes	Yes	Yes	Yes
		PQ+WDRR	Yes	Yes	Yes	Yes
		Weighted Round Robin (WRR)	Yes	Yes	Yes	Yes
		PQ+WRR	Yes	Yes	Yes	Yes
ACL	Packet filtering at Layer 2 to Layer 4	Number of rules per IPv4 ACL	2K	2K	2K	2K
		Number of rules per IPv6 ACL	2K	2K	2K	2K
		Basic IPv4 ACL	Yes	Yes	Yes	Yes
		Advanced IPv4 ACL	Yes	Yes	Yes	Yes
		Basic IPv6 ACL	Yes	Yes	Yes	Yes
		Advanced IPv6 ACL	Yes	Yes	Yes	Yes
		Layer 2 ACL	Yes	Yes	Yes	Yes
		User-defined ACL	Yes	Yes	Yes	Yes
Configuration and maintenance	Login and configuration management	Command line interface (CLI)-based configuration	Yes	Yes	Yes	Yes
		Console terminal service	Yes	Yes	Yes	Yes
		Telnet terminal service	Yes	Yes	Yes	Yes
		SSH v1.5	Yes	Yes	Yes	Yes
		SSH v2.0	Yes	Yes	Yes	Yes
		SNMP-based NMS for unified configuration	Yes	Yes	Yes	Yes
		Web page-based configuration and management	Yes	Yes	Yes	Yes
		EasyDeploy (client)	Yes	Yes	Yes	Yes
		SVF	Yes	Yes	Yes	Yes
		Cloud management	Yes	Yes	Yes	Yes
	OPS	Yes	Yes	Yes	Yes	
File system	Directory and file management	Yes	Yes	Yes	Yes	

Function and Feature		Description	S5720-P-SI series	S5720-X-SI series	S5720S-P-SI series	S5720S-X-SI series
		File upload and download	Yes	Yes	Yes	Yes
	Monitoring and maintenance	eMDI	Yes	Yes	Yes	Yes
		Hardware monitoring	Yes	Yes	Yes	Yes
		Log information output	Yes	Yes	Yes	Yes
		Alarm information output	Yes	Yes	Yes	Yes
		Debugging information output	Yes	Yes	Yes	Yes
		Port mirroring	Yes	Yes	Yes	Yes
		Flow mirroring	Yes	Yes	Yes	Yes
		Remote mirroring	Yes	Yes	Yes	Yes
	Version upgrade	Energy saving	Yes	Yes	Yes	Yes
		Version upgrade	Yes	Yes	Yes	Yes
	Version rollback	Yes	Yes	Yes	Yes	
Security	ARP security	ARP packet rate limiting	Yes	Yes	Yes	Yes
		ARP anti-spoofing	Yes	Yes	Yes	Yes
		Association between ARP and STP	Yes	Yes	Yes	Yes
		Dynamic ARP Inspection (DAI)	Yes	Yes	Yes	Yes
		Static ARP Inspection (SAI)	Yes	Yes	Yes	Yes
		Egress ARP Inspection (EAI)	Yes	Yes	Yes	Yes
	IP security	ICMP attack defense	Yes	Yes	Yes	Yes
		IPSG for IPv4	Yes	Yes	Yes	Yes
		IPSG user capacity	1000	1000	1000	1000
		IPSG for IPv6	Yes	Yes	Yes	Yes
		IPSGv6 user capacity	512	512	512	512
	Local attack defense	CPU attack defense	Yes	Yes	Yes	Yes
	MFF	MFF	Yes	Yes	Yes	Yes
	DHCP snooping	DHCP snooping	Yes	Yes	Yes	Yes
		Option 82 function	Yes	Yes	Yes	Yes
		Dynamic rate limiting for DHCP packets	Yes	Yes	Yes	Yes
	Attack defense	Defense against malformed packet attacks	Yes	Yes	Yes	Yes
		Defense against UDP flood attacks	Yes	Yes	Yes	Yes

Function and Feature		Description	S5720-P-SI series	S5720-X-SI series	S5720S-P-SI series	S5720S-X-SI series
		Defense against TCP SYN flood attacks	Yes	Yes	Yes	Yes
		Defense against ICMP flood attacks	Yes	Yes	Yes	Yes
		Defense against packet fragment attacks	Yes	Yes	Yes	Yes
		Local URPF	Yes	Yes	Yes	Yes
User access and authentication	AAA	Local authentication	Yes	Yes	Yes	Yes
		Local authorization	Yes	Yes	Yes	Yes
		RADIUS authentication	Yes	Yes	Yes	Yes
		RADIUS authorization	Yes	Yes	Yes	Yes
		RADIUS accounting	Yes	Yes	Yes	Yes
		HWTACACS authentication	Yes	Yes	Yes	Yes
		HWTACACS authorization	Yes	Yes	Yes	Yes
	HWTACACS accounting	Yes	Yes	Yes	Yes	
	NAC	802.1X authentication	Yes	Yes	Yes	Yes
		MAC address authentication	Yes	Yes	Yes	Yes
		Portal authentication	Yes	Yes	Yes	Yes
		Hybrid authentication	Yes	Yes	Yes	Yes
	MACSec	MACSec	Yes	Yes	Yes	Yes
Policy association	Functioning as the access device	Yes	Yes	Yes	Yes	
Network management	-	Ping	Yes	Yes	Yes	Yes
		Tracert	Yes	Yes	Yes	Yes
		NQA	Yes	Yes	Yes	Yes
		NTP	Yes	Yes	Yes	Yes
		sFlow	Yes	Yes	Yes	Yes
		SNMP v1	Yes	Yes	Yes	Yes
		SNMP v2c	Yes	Yes	Yes	Yes
		SNMP v3	Yes	Yes	Yes	Yes
		HTTP	Yes	Yes	Yes	Yes
		HTTPS	Yes	Yes	Yes	Yes
		NETCONF/YANG	Yes	Yes	Yes	Yes
RMON	Yes	Yes	Yes	Yes		
Interoperability	-	VLAN-based Spanning Tree (VBST)	Yes	Yes	Yes	Yes

Function and Feature		Description	S5720-P-SI series	S5720-X-SI series	S5720S-P-SI series	S5720S-X-SI series
		Link-type Negotiation Protocol (LNP)	Yes	Yes	Yes	Yes
		VLAN Central Management Protocol (VCMP)	Yes	Yes	Yes	Yes

 **NOTE**

This content is applicable only to regions outside mainland China. Huawei reserves the right to interpret this content.

Hardware Specifications

The following table lists the S5720-SI hardware specifications.

Hardware specifications of the S5720-28P-SI or S5720-28X-SI series

Item		S5720-28P-SI-AC	S5720-28X-PWR-SI-AC S5720-28X-PWR-SI-DC	S5720-28X-SI-24S-AC S5720-28X-SI-24S-DC	S5721-28X-SI-24S-AC	S5720-28X-SI-AC S5720-28X-SI-DC
Physical specifications	Chassis dimensions (W x D x H, mm)	442 x 420 x 44.4	442 x 420 x 44.4	442 x 220 x 43.6 (front-access)	442 x 420 x 44.4	442 x 420 x 44.4
	Chassis height	1 U	1 U	1 U	1 U	1 U
	Chassis weight (full configuration weight, including weight of packaging materials)	9.1 kg	9.3 kg	<ul style="list-style-type: none"> S5720-28X-SI-24S-AC: 3.2 kg S5720-28X-SI-24S-DC: 3.3 kg 	8.55 kg	9.1 kg
Fixed port	GE port	28	24	24	24	24
	10GE port	NA	4	4	4	4
Management port	ETH management port	Supported	Supported	Supported	Supported	Supported
	Console port (RJ45)	Supported	Supported	NA	Supported	Supported
	USB port	USB 2.0	USB 2.0	NA	USB 2.0	USB 2.0
CPU	Frequency	800 MHz	800 MHz	800 MHz	800 MHz	800 MHz
	Cores	2	2	2	2	2
Storage	Memory (RAM)	512 MB	512 MB	512 MB	512 MB	512 MB
	Flash memory	Hardware: 512 MB, of which 240 MB is available for users	Hardware: 512 MB, of which 240 MB is available for users	Hardware: 512 MB, of which 240 MB is available for users	Hardware: 512 MB, of which 240 MB is available for users	Hardware: 512 MB, of which 240 MB is available for users
Power supply system	Power supply type	<ul style="list-style-type: none"> 150 W AC (pluggable) 150 W DC 	<ul style="list-style-type: none"> 500 W AC (pluggable) 650 W DC 	<ul style="list-style-type: none"> S5720-28X-SI-24S-AC: Built-in AC 	<ul style="list-style-type: none"> 60 W AC 150 W DC 	<ul style="list-style-type: none"> 150 W AC (pluggable) 150 W DC

Item	S5720-28P-SI-AC	S5720-28X-PWR-SI-AC S5720-28X-PWR-SI-DC	S5720-28X-SI-24S-AC S5720-28X-SI-24S-DC	S5721-28X-SI-24S-AC	S5720-28X-SI-AC S5720-28X-SI-DC
	(pluggable) • 60 W AC (pluggable)	(pluggable)	• S5720-28X-SI-24S-DC: Built-in DC	(pluggable)	(pluggable) • 60 W AC (pluggable)
Power supply redundancy	1+1 NOTE The backup power supply is optional.	1+1 NOTE The backup power supply is optional.	Built-in single power supply and RPS in 6:1 mode	1+1 NOTE The backup power supply is optional.	1+1 NOTE The backup power supply is optional.
RPS	NA	NA	Supported	NA	NA
Rated voltage range	<ul style="list-style-type: none"> AC: 100 V AC to 240 V AC; 50/60 Hz DC: -48 V DC to -60 V DC 	<ul style="list-style-type: none"> AC: 100 V AC to 240 V AC; 50/60 Hz DC: -48 V DC to -60 V DC 	<ul style="list-style-type: none"> S5720-28X-SI-24S-AC: 100 V AC to 240 V AC; 50/60 Hz S5720-28X-SI-24S-DC: -48 V DC to -60 V DC 	<ul style="list-style-type: none"> AC: 100 V AC to 240 V AC; 50/60 Hz DC: -48 V DC to -60 V DC 	<ul style="list-style-type: none"> AC: 100 V AC to 240 V AC; 50/60 Hz DC: -48 V DC to -60 V DC
Maximum voltage range	<ul style="list-style-type: none"> AC: 90 V AC to 264 V AC; 47-63 Hz DC: -36 V DC to -72 V DC 	<ul style="list-style-type: none"> AC: 90 V AC to 264 V AC; 47-63 Hz DC: -38.4 V DC to -72 V DC 	<ul style="list-style-type: none"> S5720-28X-SI-24S-AC: 90 V AC to 264 V AC; 47-63 Hz S5720-28X-SI-24S-DC: -36 V DC to -72 V DC 	<ul style="list-style-type: none"> AC: 90 V AC to 264 V AC; 47-63 Hz DC: -36 V DC to -72 V DC 	<ul style="list-style-type: none"> AC: 90 V AC to 264 V AC; 47-63 Hz DC: -36 V DC to -72 V DC
Maximum input current	<ul style="list-style-type: none"> 150 W AC: 3 A 150 W DC: 6 A 60 W AC: 2 A 	<ul style="list-style-type: none"> 500 W AC: 7 A 650 W DC: 20 A 	3 A	<ul style="list-style-type: none"> 60 W AC: 2 A 150 W DC: 6 A 	<ul style="list-style-type: none"> 150 W AC: 3 A 150 W DC: 6 A 60 W AC: 2 A
Maximum power consumption of the device	34.6 W	S5720-28X-PWR-SI-AC: <ul style="list-style-type: none"> Without PDs: 56.1 W With PDs: 913 W (PDs: 739.2 W) S5720-28X-PWR-SI-DC: <ul style="list-style-type: none"> Without PDs: 56.3 W With PDs: 887 W (PDs: 739.2 W) 	<ul style="list-style-type: none"> S5720-28X-SI-24S-AC: 41.7 W S5720-28X-SI-24S-DC: 42.7 W 	41 W	S5720-28X-SI-AC: 37.5 W S5720-28X-SI-DC: 36.9 W

Item		S5720-28P-SI-AC	S5720-28X-PWR-SI-AC S5720-28X-PWR-SI-DC	S5720-28X-SI-24S-AC S5720-28X-SI-24S-DC	S5721-28X-SI-24S-AC	S5720-28X-SI-AC S5720-28X-SI-DC
	Power consumption in the case of 30% traffic load ¹	21.2 W	<ul style="list-style-type: none"> S5720-28X-PWR-SI-AC: 31.8 W S5720-28X-PWR-SI-DC: 32.6 W 	<ul style="list-style-type: none"> S5720-28X-SI-24S-AC: 28.9 W S5720-28X-SI-24S-DC: 30.3 W 	34.5 W	S5720-28X-SI-AC: 22.3 W S5720-28X-SI-DC: 22.5 W
	Power consumption in the case of 100% traffic load ¹	27 W	<ul style="list-style-type: none"> S5720-28X-PWR-SI-AC: 39.3 W S5720-28X-PWR-SI-DC: 44.3 W 	<ul style="list-style-type: none"> S5720-28X-SI-24S-AC: 31.2 W S5720-28X-SI-24S-DC: 34.4 W 	36.4 W	S5720-28X-SI-AC: 30 W S5720-28X-SI-DC: 29W
Heat dissipation system	Heat dissipation mode	Air-cooled heat dissipation and intelligent fan speed adjustment	Air-cooled heat dissipation and intelligent fan speed adjustment	Air-cooled heat dissipation and intelligent fan speed adjustment	Air-cooled heat dissipation and intelligent fan speed adjustment	Air-cooled heat dissipation and intelligent fan speed adjustment
	Number of fan modules	1	1	1	1	1
	Airflow	Air flows in from the left side and front panel and exhausts from the right side	Air flows in from the left side and front panel and exhausts from the right side	Air flows in from the left side and front panel and exhausts from the right side	Air flows in from the left side and front panel and exhausts from the right side	Air flows in from the left side and front panel and exhausts from the right side
	Maximum heat dissipation of the device (BTU/hour)	118	S5720-28X-PWR-SI-AC: <ul style="list-style-type: none"> Without PDs: 191 With PDs: 3116 S5720-28X-PWR-SI-DC: <ul style="list-style-type: none"> Without PDs: 192 With PDs: 3027 	<ul style="list-style-type: none"> S5720-28X-SI-24S-AC: 142 S5720-28X-SI-24S-DC: 146 	140	S5720-28X-SI-AC: 128 S5720-28X-SI-DC: 126
Environment parameters	Long-term operating temperature	<ul style="list-style-type: none"> 0-1800 m: 0°C to 45°C 1800-5000 m: The operating temperature decreases 1°C for every 220 m 	<ul style="list-style-type: none"> 0-1800 m: 0°C to 45°C 1800-5000 m: The operating temperature decreases 1°C for every 220 m increase in altitude. 	<ul style="list-style-type: none"> 0-1800 m: 0°C to 45°C 1800-5000 m: The operating temperature decreases 1°C for every 220 m increase in altitude. 	<ul style="list-style-type: none"> 0-1800 m: 0°C to 45°C 1800-5000 m: The operating temperature decreases 1°C for every 220 m 	<ul style="list-style-type: none"> 0-1800 m: 0°C to 45°C 1800-5000 m: The operating temperature decreases 1°C for every 220 m increase in altitude.

Item	S5720-28P-SI-AC	S5720-28X-PWR-SI-AC S5720-28X-PWR-SI-DC	S5720-28X-SI-24S-AC S5720-28X-SI-24S-DC	S5721-28X-SI-24S-AC	S5720-28X-SI-AC S5720-28X-SI-DC
	m increase in altitude.			m increase in altitude.	
Short-term operating temperature	<ul style="list-style-type: none"> 0-1800 m: -5 to 50°C 1800-5000 m: The operating temperature decreases 1°C for every 220 m increase in altitude. <p>NOTE Short term indicates that the successive operating time is no more than 96 hours, the total operating time is no more than 360 hours, or the number of times the operating temperature is over 45°C is no more than 15 in a year.</p>	<ul style="list-style-type: none"> 0-1800 m: -5 to 50°C 1800-5000 m: The operating temperature decreases 1°C for every 220 m increase in altitude. <p>NOTE Short term indicates that the successive operating time is no more than 96 hours, the total operating time is no more than 360 hours, or the number of times the operating temperature is over 45°C is no more than 15 in a year.</p>	<ul style="list-style-type: none"> 0-1800 m: -5 to 50°C 1800-5000 m: The operating temperature decreases 1°C for every 220 m increase in altitude. <p>NOTE Short term indicates that the successive operating time is no more than 96 hours, the total operating time is no more than 360 hours, or the number of times the operating temperature is over 45°C is no more than 15 in a year.</p>	<ul style="list-style-type: none"> 0-1800 m: -5 to 50°C 1800-5000 m: The operating temperature decreases 1°C for every 220 m increase in altitude. <p>NOTE Short term indicates that the successive operating time is no more than 96 hours, the total operating time is no more than 360 hours, or the number of times the operating temperature is over 45°C is no more than 15 in a year.</p>	<ul style="list-style-type: none"> 0-1800 m: -5 to 50°C 1800-5000 m: The operating temperature decreases 1°C for every 220 m increase in altitude. <p>NOTE Short term indicates that the successive operating time is no more than 96 hours, the total operating time is no more than 360 hours, or the number of times the operating temperature is over 45°C is no more than 15 in a year.</p>
Storage temperature	-40°C to +70°C	-40°C to +70°C	-40°C to +70°C	-40°C to +70°C	-40°C to +70°C
Relative humidity	5%–95% (non-condensing)	5%–95% (non-condensing)	5%–95% (non-condensing)	5%–95% (non-condensing)	5%–95% (non-condensing)
Operating altitude	<ul style="list-style-type: none"> AC: 5000 m DC: 2000 m 	5000 m	5000 m	5000 m	<ul style="list-style-type: none"> AC: 5000 m DC: 2000 m
Noise under normal temperature (sound power)	52 dB(A)	56.5 dB(A)	43 dB(A)	50.3 dB(A)	52 dB(A)
Noise under high	73.8 dB(A)	73.8 dB(A)	64.7 dB(A)	68 dB(A)	73.8 dB(A)

Item		S5720-28P-SI-AC	S5720-28X-PWR-SI-AC S5720-28X-PWR-SI-DC	S5720-28X-SI-24S-AC S5720-28X-SI-24S-DC	S5721-28X-SI-24S-AC	S5720-28X-SI-AC S5720-28X-SI-DC
	temperature (sound power)					
	Noise under normal temperature (sound pressure)	38.7 dB(A)	38.7 dB(A)	37.8 dB(A)	39.8 dB(A)	38.7 dB(A)
	Surge protection specification (RJ45 service port)	±6 kV in common mode	±6 kV in common mode	±6 kV in common mode	±7 kV in common mode	±6 kV in common mode
	Surge protection specification (power port)	<ul style="list-style-type: none"> AC power interface: ±6 kV in differential or common mode DC power interface: ±1 kV in differential mode; ±2 kV in common mode 	<ul style="list-style-type: none"> AC power interface: ±6 kV in differential or common mode DC power interface: ±2 kV in differential mode; ±4 kV in common mode 	<ul style="list-style-type: none"> S5720-28X-SI-24S-AC: ±6 kV in differential or common mode S5720-28X-SI-24S-DC: ±1 kV in differential mode; ±2 kV in common mode 	<ul style="list-style-type: none"> AC power interface: ±6 kV in differential or common mode DC power interface: ±1 kV in differential mode; ±2 kV in common mode 	<ul style="list-style-type: none"> AC power interface: ±6 kV in differential or common mode DC power interface: ±1 kV in differential mode; ±2 kV in common mode
Reliability	MTBF (year) ²	85.48	66.78	41	36	82.4
	MTTR (hour)	2	2	2	2	2
	Availability	> 0.99999	> 0.99999	> 0.99999	> 0.99999	> 0.99999
Certification		<ul style="list-style-type: none"> EMC certification Safety certification Manufacturing certification <p>For details about certifications, see the section Safety and Regulatory Compliance.</p>	<ul style="list-style-type: none"> EMC certification Safety certification Manufacturing certification <p>For details about certifications, see the section Safety and Regulatory Compliance.</p>	<ul style="list-style-type: none"> EMC certification Safety certification Manufacturing certification <p>For details about certifications, see the section Safety and Regulatory Compliance.</p>	<ul style="list-style-type: none"> EMC certification Safety certification Manufacturing certification <p>For details about certifications, see the section Safety and Regulatory Compliance.</p>	<ul style="list-style-type: none"> EMC certification Safety certification Manufacturing certification <p>For details about certifications, see the section Safety and Regulatory Compliance.</p>

Item		S5720-52P-SI-AC	S5720-52X-PWR-SI-AC S5720-52X-PWR-SI-DC	S5720-52X-PWR-SI-ACF	S5720-52X-SI-AC S5720-52X-SI-DC	S5720-52X-SI-48S
Physical specifications	Chassis dimensions (W x D x H, mm)	442 x 420 x 44.4	442 x 420 x 44.4	442 x 507 x 44.4	442 x 420 x 44.4	442 x 420 x 44.4
	Chassis height	1 U	1 U	1 U	1 U	1 U
	Chassis weight (full configuration weight, including weight of packaging materials)	9.5 kg	9.6 kg	10.0 kg	9.5 kg	8.05 kg
Fixed port	GE port	52	48	48	48	48
	10GE port	NA	4	4	4	4
Management port	ETH management port	Supported	Supported	Supported	Supported	Supported
	Console port (RJ45)	Supported	Supported	Supported	Supported	Supported
	USB port	USB 2.0	USB 2.0	USB 2.0	USB 2.0	USB 2.0
CPU	Frequency	800 MHz	800 MHz	800 MHz	800 MHz	800 MHz
	Cores	2	2	2	2	2
Storage	Memory (RAM)	512 MB	512 MB	512 MB	512 MB	512 MB
	Flash memory	Hardware: 512 MB, of which 240 MB is available for users	Hardware: 512 MB, of which 240 MB is available for users	Hardware: 512 MB, of which 240 MB is available for users	Hardware: 512 MB, of which 240 MB is available for users	Hardware: 512 MB, of which 240 MB is available for users
Power supply system	Power supply type	<ul style="list-style-type: none"> 150 W AC (pluggable) 150 W DC (pluggable) 60 W AC (pluggable) 	<ul style="list-style-type: none"> 500 W AC (pluggable) 650 W DC (pluggable) 	<ul style="list-style-type: none"> 1150 W AC (pluggable) 1000 W AC (pluggable) 	<ul style="list-style-type: none"> 150 W AC (pluggable) 150 W DC (pluggable) 60 W AC (pluggable) 	<ul style="list-style-type: none"> 150 W AC (pluggable) 150 W DC (pluggable)
	Power supply redundancy	1+1 NOTE The backup power supply is optional.	1+1 NOTE The backup power supply is optional.	1+1 NOTE The backup power supply is optional.	1+1 NOTE The backup power supply is optional.	1+1 NOTE The backup power supply is optional.
	Rated voltage range	<ul style="list-style-type: none"> AC: 100 V AC to 240 V AC; 50/60 Hz 	<ul style="list-style-type: none"> AC: 100 V AC to 240 V AC; 50/60 Hz 	<ul style="list-style-type: none"> AC: 100 V AC to 240 V AC; 50/60 Hz 	<ul style="list-style-type: none"> AC: 100 V AC to 240 V AC; 50/60 Hz 	<ul style="list-style-type: none"> AC: 100 V AC to 240 V AC; 50/60 Hz

Item		S5720-52P-SI-AC	S5720-52X-PWR-SI-AC S5720-52X-PWR-SI-DC	S5720-52X-PWR-SI-ACF	S5720-52X-SI-AC S5720-52X-SI-DC	S5720-52X-SI-48S
		<ul style="list-style-type: none"> DC: -48 V DC to -60 V DC 	<ul style="list-style-type: none"> DC: -48 V DC to -60 V DC 	<ul style="list-style-type: none"> DC: -48 V DC to -60 V DC 	<ul style="list-style-type: none"> DC: -48 V DC to -60 V DC 	<ul style="list-style-type: none"> DC: -48 V DC to -60 V DC
	Maximum voltage range	<ul style="list-style-type: none"> AC: 90 V AC to 264 V AC; 47-63 Hz DC: -36 V DC to -72 V DC 	<ul style="list-style-type: none"> AC: 90 V AC to 264 V AC; 47-63 Hz DC: -38.4 V DC to -72 V DC 	<ul style="list-style-type: none"> AC: 90 V AC to 264 V AC; 47-63 Hz DC: -36 V DC to -72 V DC 	<ul style="list-style-type: none"> AC: 90 V AC to 264 V AC; 47-63 Hz DC: -36 V DC to -72 V DC 	<ul style="list-style-type: none"> AC: 90 V AC to 264 V AC; 47-63 Hz DC: -36 V DC to -72 V DC
	Maximum input current	<ul style="list-style-type: none"> 150 W AC: 3 A 150 W DC: 6 A 60 W AC: 2 A 	<ul style="list-style-type: none"> 500 W AC: 7 A 650 W DC: 20 A 	<ul style="list-style-type: none"> 1150 W AC: 10 A 1000 W AC: 12A 	<ul style="list-style-type: none"> 150 W AC: 3 A 150 W DC: 6 A 60 W AC: 2 A 	<ul style="list-style-type: none"> 150 W AC: 3 A 150 W DC: 6 A
	Maximum power consumption of the device	53.6 W	<ul style="list-style-type: none"> Without PDs: 93.1 W With PDs: 943.2 W (PDs: 739.2 W) 	<ul style="list-style-type: none"> Without PDs: 94.8 W With PDs: 1631.5 W (PDs: 1440 W) 	<ul style="list-style-type: none"> S5720-52X-SI-AC: 56.8 W S5720-52X-SI-DC: 57.9 W 	85.4 W
	Power consumption in the case of 30% traffic load ¹	32.2 W	51 W	57 W	<ul style="list-style-type: none"> S5720-52X-SI-AC: 33.8 W S5720-52X-SI-DC: 34 W 	66.5 W
	Power consumption in the case of 100% traffic load ¹	45 W	66.3 W	67.6 W	<ul style="list-style-type: none"> S5720-52X-SI-AC: 48 W S5720-52X-SI-DC: 47.4 W 	78.7 W
Heat dissipation system	Heat dissipation mode	Air-cooled heat dissipation and intelligent fan speed adjustment	Air-cooled heat dissipation and intelligent fan speed adjustment	Air-cooled heat dissipation and intelligent fan speed adjustment	Air-cooled heat dissipation and intelligent fan speed adjustment	Air-cooled heat dissipation and intelligent fan speed adjustment
	Number of fan modules	1	1	1	1	3
	Airflow	Air flows in from the left side and exhausts from	Air flows in from the left side and exhausts from the right side	Air flows in from the left side and exhausts from the right side	Air flows in from the left side and exhausts from	Air flows in from the left side and exhausts from the right side

Item		S5720-52P-SI-AC	S5720-52X-PWR-SI-AC S5720-52X-PWR-SI-DC	S5720-52X-PWR-SI-ACF	S5720-52X-SI-AC S5720-52X-SI-DC	S5720-52X-SI-48S
		the right side			the right side	
	Maximum heat dissipation of the device (BTU/hour)	183	<ul style="list-style-type: none"> Without PDs: 318 With PDs: 3219 	<ul style="list-style-type: none"> Without PDs: 324 With PDs: 5568 	<ul style="list-style-type: none"> S5720-52X-SI-AC: 194 S5720-52X-SI-DC: 198 	291
Environment parameters	Long-term operating temperature	<ul style="list-style-type: none"> 0-1800 m: 0°C to 45°C 1800-5000 m: The operating temperature decreases 1°C every time the altitude increases 220 m. 	<ul style="list-style-type: none"> 0-1800 m: 0°C to 45°C 1800-5000 m: The operating temperature decreases 1°C every time the altitude increases 220 m. 	<ul style="list-style-type: none"> 0-1800 m: 0°C to 45°C 1800-5000 m: The operating temperature decreases 1°C every time the altitude increases 220 m. 	<ul style="list-style-type: none"> 0-1800 m: 0°C to 45°C 1800-5000 m: The operating temperature decreases 1°C every time the altitude increases 220 m. 	<ul style="list-style-type: none"> 0-1800 m: 0°C to 45°C 1800-5000 m: The operating temperature decreases 1°C every time the altitude increases 220 m.
	Short-term operating temperature	<ul style="list-style-type: none"> 0-1800 m: -5 to 50°C 1800-5000 m: The operating temperature decreases 1°C every time the altitude increases 220 m. <p>NOTE Short term indicates that the successive operating time is no more than 96 hours, the total operating time is no more than 360 hours, or the number of times the operating temperature</p>	<ul style="list-style-type: none"> 0-1800 m: -5 to 50°C 1800-5000 m: The operating temperature decreases 1°C every time the altitude increases 220 m. <p>NOTE Short term indicates that the successive operating time is no more than 96 hours, the total operating time is no more than 360 hours, or the number of times the operating temperature is over 45°C is no more than</p>	<ul style="list-style-type: none"> 0-1800 m: -5 to 50°C 1800-5000 m: The operating temperature decreases 1°C every time the altitude increases 220 m. <p>NOTE Short term indicates that the successive operating time is no more than 96 hours, the total operating time is no more than 360 hours, or the number of times the operating temperature is over 45°C is no more than</p>	<ul style="list-style-type: none"> 0-1800 m: -5 to 50°C 1800-5000 m: The operating temperature decreases 1°C every time the altitude increases 220 m. <p>NOTE Short term indicates that the successive operating time is no more than 96 hours, the total operating time is no more than 360 hours, or the number of times the operating temperature</p>	<ul style="list-style-type: none"> 0-1800 m: -5 to 55°C 1800-5000 m: The operating temperature decreases 1°C every time the altitude increases 220 m. <p>NOTE Short term indicates that the successive operating time is no more than 96 hours, the total operating time is no more than 360 hours, or the number of times the operating temperature is no more</p>

Item		S5720-52P-SI-AC	S5720-52X-PWR-SI-AC S5720-52X-PWR-SI-DC	S5720-52X-PWR-SI-ACF	S5720-52X-SI-AC S5720-52X-SI-DC	S5720-52X-SI-48S
		is over 45°C is no more than 15 in a year.	15 in a year.	15 in a year.	is over 45°C is no more than 15 in a year.	than 15 in a year.
	Storage temperature	-40°C to +70°C	-40°C to +70°C	-40°C to +70°C	-40°C to +70°C	-40°C to +70°C
	Relative humidity	5%–95% (non-condensing)	5%–95% (non-condensing)	5%–95% (non-condensing)	5%–95% (non-condensing)	5%–95% (non-condensing)
	Operating altitude	<ul style="list-style-type: none"> AC: 5000 m DC: 2000 m 	5000 m	5000 m	<ul style="list-style-type: none"> AC: 5000 m DC: 2000 m 	5000 m
	Noise under normal temperature (sound power)	52 dB(A)	56.5 dB(A)	56.5 dB(A)	52 dB(A)	49 dB(A)
	Noise under high temperature (sound power)	73.8 dB(A)	73.8 dB(A)	73.8 dB(A)	73.8 dB(A)	75 dB(A)
	Noise under normal temperature (sound pressure)	38.7 dB(A)	41.1 dB(A)	41.1 dB(A)	38.7 dB(A)	34.1 dB(A)
	Surge protection specification (RJ45 service port)	±6 kV in common mode	±6 kV in common mode	±6 kV in common mode	±6 kV in common mode	±7 kV in common mode
	Surge protection specification (power port)	<ul style="list-style-type: none"> AC power port: ±6 kV in differential or common mode DC power port: ±1 kV in differential mode; ±2 kV in common mode 	<ul style="list-style-type: none"> AC power port: ±6 kV in differential or common mode DC power port: ±2 kV in differential mode; ±4 kV in common mode 	<ul style="list-style-type: none"> 1150 W AC: ±2 kV in differential mode; ±4 kV in common mode 1000 W AC: ±6 kV in differential mode; ±6 kV in common mode 	<ul style="list-style-type: none"> AC power interface: ±6 kV in differential or common mode DC power interface: ±1 kV in differential mode; ±2 kV in common mode 	<ul style="list-style-type: none"> AC power interface: ±6 kV in differential or common mode DC power interface: ±1 kV in differential mode; ±2 kV in common mode
Reliability	MTBF (year) ²	75.66	50.86	50.86	73.23	35.23
	MTTR (hour)	2	2	2	2	2
	Availability	> 0.99999	> 0.99999	> 0.99999	> 0.99999	> 0.99999

Item	S5720-52P-SI-AC	S5720-52X-PWR-SI-AC S5720-52X-PWR-SI-DC	S5720-52X-PWR-SI-ACF	S5720-52X-SI-AC S5720-52X-SI-DC	S5720-52X-SI-48S
Certification	<ul style="list-style-type: none"> EMC certification Safety certification Manufacturing certification <p>For details about certifications, see the section Safety and Regulatory Compliance.</p>	<ul style="list-style-type: none"> EMC certification Safety certification Manufacturing certification <p>For details about certifications, see the section Safety and Regulatory Compliance.</p>	<ul style="list-style-type: none"> EMC certification Safety certification Manufacturing certification <p>For details about certifications, see the section Safety and Regulatory Compliance.</p>	<ul style="list-style-type: none"> EMC certification Safety certification Manufacturing certification <p>For details about certifications, see the section Safety and Regulatory Compliance.</p>	<ul style="list-style-type: none"> EMC certification Safety certification Manufacturing certification <p>For details about certifications, see the section Safety and Regulatory Compliance.</p>

Hardware specifications of the S5720S-SI series

Item		S5720S-28P-SI-AC	S5720S-28X-SI-AC	S5720S-52P-SI-AC	S5720S-52X-SI-AC
Physical specifications	Chassis dimensions (W x D x H, mm)	442 x 220 x 43.6	442 x 220 x 43.6	442 x 220 x 43.6	442 x 220 x 43.6
	Chassis height	1 U	1 U	1 U	1 U
	Chassis weight (full configuration weight, including weight of packaging materials)	4.75 kg	4.75 kg	4.94 kg	4.94 kg
Fixed port	GE port	28	24	48	48
	10GE port	NA	4	NA	4
Management port	ETH management port	Supported	Supported	Supported	Supported
	Console port (RJ45)	Supported	Supported	Supported	Supported
	USB port	USB 2.0	USB 2.0	USB 2.0	USB 2.0
CPU	Frequency	800 MHz	800 MHz	800 MHz	800 MHz
	Cores	2	2	2	2
Storage	Memory	512 MB	512 MB	512 MB	512 MB

Item		S5720S-28P-SI-AC	S5720S-28X-SI-AC	S5720S-52P-SI-AC	S5720S-52X-SI-AC
	(RAM)				
	Flash	Hardware: 512 MB, of which 240 MB is available for users	Hardware: 512 MB, of which 240 MB is available for users	Hardware: 512 MB, of which 240 MB is available for users	Hardware: 512 MB, of which 240 MB is available for users
Power supply system	Power supply type	Built-in AC	Built-in AC	Built-in AC	Built-in AC
	Power supply redundancy	Built-in single power supply and RPS in 6:1 mode	Built-in single power supply and RPS in 6:1 mode	Built-in single power supply and RPS in 6:1 mode	Built-in single power supply and RPS in 6:1 mode
	RPS	Supported	Supported	Supported	Supported
	Rated voltage range	AC: 100 V to 240 V; 50/60 Hz	AC: 100 V to 240 V; 50/60 Hz	AC: 100 V to 240 V; 50/60 Hz	AC: 100 V to 240 V; 50/60 Hz
	Maximum voltage range	AC: 90 V AC to 264 V AC; 47-63 Hz	AC: 90 V AC to 264 V AC; 47-63 Hz	AC: 90 V AC to 264 V AC; 47-63 Hz	AC: 90 V AC to 264 V AC; 47-63 Hz
	Maximum input current	0.8 A	0.8 A	2 A	2 A
	Maximum power consumption of the device	29.1 W	32 W	51.5 W	54.7 W
	Power consumption in the case of 30% traffic load ¹	20.2 W	22 W	33 W	34.4 W
	Power consumption in the case of 100% traffic load ¹	26.8 W	29.4 W	45.5 W	48.4 W
Heat dissipation system	Heat dissipation mode	Heat dissipation using fans	Heat dissipation using fans	Air-cooled heat dissipation and intelligent fan speed adjustment	Air-cooled heat dissipation and intelligent fan speed adjustment
	Number of fan modules	1	1	1	1
	Airflow	Air flows in from the left side and front panel and exhausts from the right side	Air flows in from the left side and front panel and exhausts from the right side	Air flows in from the left side and exhausts from the right side	Air flows in from the left side and exhausts from the right side
	Maximum heat dissipation of the device (BTU/hour)	99	109	176	187
Environment parameters	Long-term operating	<ul style="list-style-type: none"> 0-1800 m: 0°C to 45°C 	<ul style="list-style-type: none"> 0-1800 m: 0°C to 45°C 	<ul style="list-style-type: none"> 0-1800 m: 0°C to 45°C 	<ul style="list-style-type: none"> 0-1800 m: 0°C to 45°C

Item		S5720S-28P-SI-AC	S5720S-28X-SI-AC	S5720S-52P-SI-AC	S5720S-52X-SI-AC
temperature	<ul style="list-style-type: none"> 1800-5000 m: The operating temperature decreases 1°C every time the altitude increases 220 m. 	<ul style="list-style-type: none"> 1800-5000 m: The operating temperature decreases 1°C every time the altitude increases 220 m. 	<ul style="list-style-type: none"> 1800-5000 m: The operating temperature decreases 1°C every time the altitude increases 220 m. 	<ul style="list-style-type: none"> 1800-5000 m: The operating temperature decreases 1°C every time the altitude increases 220 m. 	<ul style="list-style-type: none"> 1800-5000 m: The operating temperature decreases 1°C every time the altitude increases 220 m.
Short-term operating temperature	<ul style="list-style-type: none"> 0-1800 m: -5°C to 50°C 1800-5000 m: The operating temperature decreases 1°C every time the altitude increases 220 m. <p>NOTE Short term indicates that the successive operating time is no more than 96 hours, the total operating time is no more than 360 hours, or the number of times the operating temperature is over 45°C is no more than 15 in a year.</p>	<ul style="list-style-type: none"> 0-1800 m: -5°C to 50°C 1800-5000 m: The operating temperature decreases 1°C every time the altitude increases 220 m. <p>NOTE Short term indicates that the successive operating time is no more than 96 hours, the total operating time is no more than 360 hours, or the number of times the operating temperature is over 45°C is no more than 15 in a year.</p>	<ul style="list-style-type: none"> 0-1800 m: -5°C to 50°C 1800-5000 m: The operating temperature decreases 1°C every time the altitude increases 220 m. <p>NOTE Short term indicates that the successive operating time is no more than 96 hours, the total operating time is no more than 360 hours, or the number of times the operating temperature is over 45°C is no more than 15 in a year.</p>	<ul style="list-style-type: none"> 0-1800 m: -5°C to 50°C 1800-5000 m: The operating temperature decreases 1°C every time the altitude increases 220 m. <p>NOTE Short term indicates that the successive operating time is no more than 96 hours, the total operating time is no more than 360 hours, or the number of times the operating temperature is over 45°C is no more than 15 in a year.</p>	
Storage temperature	-40°C to +70°C	-40°C to +70°C	-40°C to +70°C	-40°C to +70°C	
Relative humidity	5%-95% (non-condensing)	5%-95% (non-condensing)	5%-95% (non-condensing)	5%-95% (non-condensing)	
Operating altitude	5000 m	5000 m	5000 m	5000 m	
Noise under normal temperature (sound power)	50.2 dB(A)	50.2 dB(A)	50.2 dB(A)	50.2 dB(A)	
Noise under high temperature (sound power)	50.2 dB(A)	50.2 dB(A)	70.1 dB(A)	70.1 dB(A)	
Noise under normal temperature (sound power)	36.7 dB(A)	36.7 dB(A)	36.7 dB(A)	36.7 dB(A)	

Item		S5720S-28P-SI-AC	S5720S-28X-SI-AC	S5720S-52P-SI-AC	S5720S-52X-SI-AC
	pressure)				
	Surge protection specification (RJ45 service port)	±6 kV in common mode	±6 kV in common mode	±6 kV in common mode	±6 kV in common mode
	Surge protection specification (power port)	±6 kV in common or differential mode	±6 kV in common or differential mode	±6 kV in common or differential mode	±6 kV in common or differential mode
Reliability	MTBF (year) ²	104.92	100.31	90.07	86.64
	MTTR (hour)	2	2	2	2
	Availability	> 0.99999	> 0.99999	> 0.99999	> 0.99999
Certification		<ul style="list-style-type: none"> • EMC certification • Safety certification • Manufacturing certification <p>For details about certifications, see the section Safety and Regulatory Compliance.</p>	<ul style="list-style-type: none"> • EMC certification • Safety certification • Manufacturing certification <p>For details about certifications, see the section Safety and Regulatory Compliance.</p>	<ul style="list-style-type: none"> • EMC certification • Safety certification • Manufacturing certification <p>For details about certifications, see the section Safety and Regulatory Compliance.</p>	<ul style="list-style-type: none"> • EMC certification • Safety certification • Manufacturing certification <p>For details about certifications, see the section Safety and Regulatory Compliance.</p>

NOTE

1: The power consumption under different load conditions is calculated according to the ATIS standard. Additionally, the EEE function is enabled and there is no PoE power output.

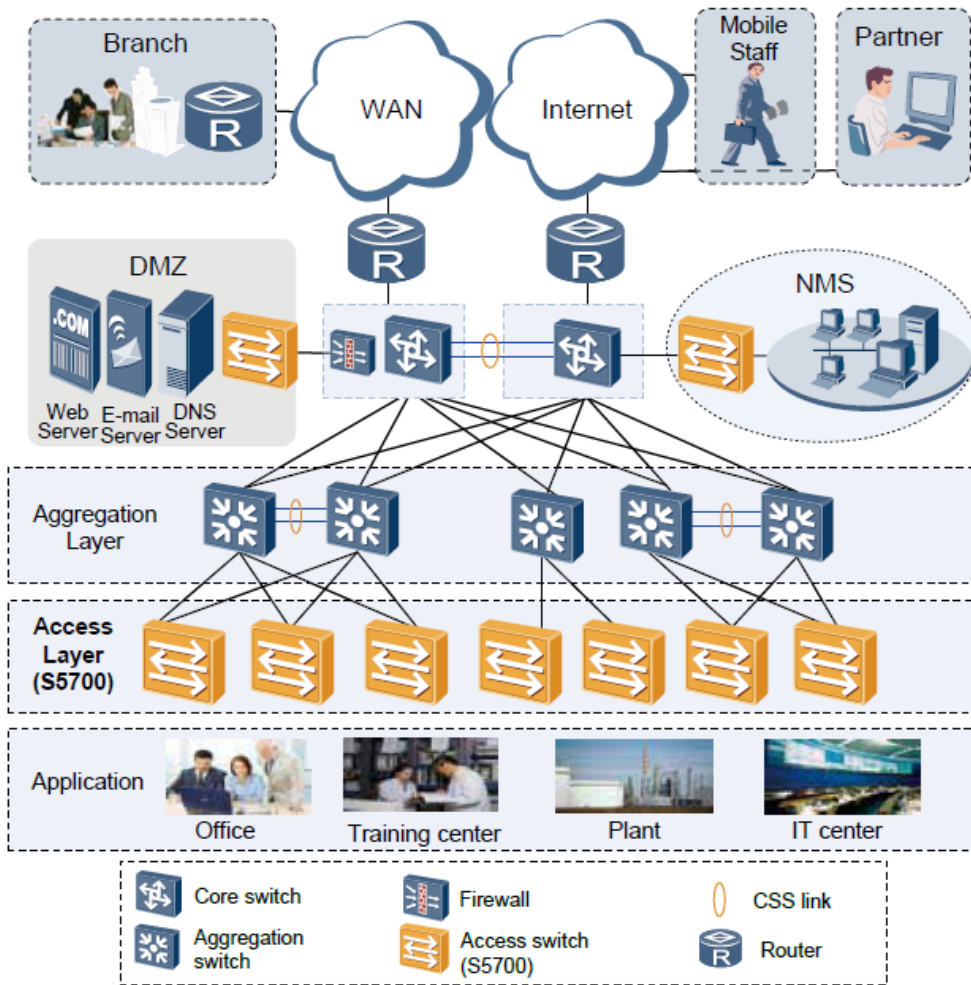
2: The reliability parameter values are calculated based on the typical configuration of the device. The parameter values vary according to the modules configured by the customer.

Networking and Applications

Large-Sized Enterprise Campus Networks

As shown in the following figure, the S5720-SI series switches are located at the access layer to build a high-performance, reliable enterprise campus network.

Position of the S5720-SI on a large-sized enterprise network



The S5720-SI provides various terminal security management features, and supports functions such as PoE, voice VLAN, and QoS. The S5720-SI can be used for desktop access and provides gigabit access speed.

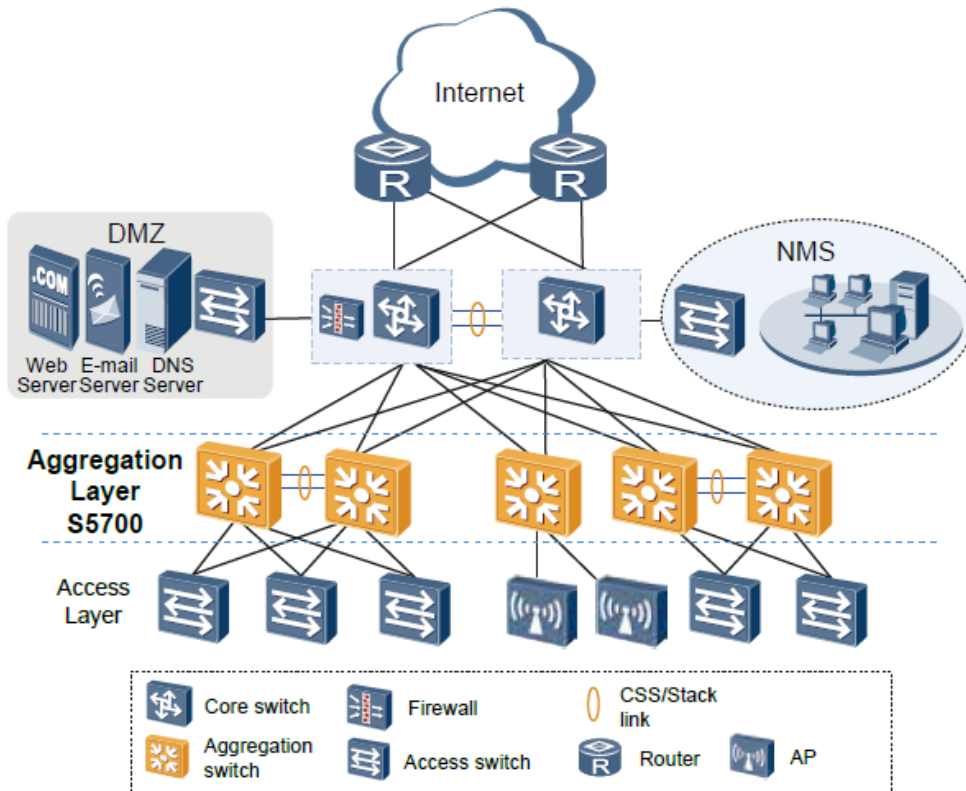
The S5720-SI provides various security features, including ARP security, IP security, IP source guard, and user access control policies such as NAC and ACLs, to control access of user terminals.

In addition, the S5720-SI supports the Link Aggregation Control Protocol (LACP) to provide multi-link access for servers, improving link bandwidth and reliability.

In terms of device management, the S5720-SI provides EasyOperation and USB-based deployment, facilitating device deployment and management.

Small- and Medium-Sized Enterprise Campus Networks

As shown in the following figure, the S5720-SI series switches are located at the aggregation layer to build a high-performance, reliable enterprise campus network.

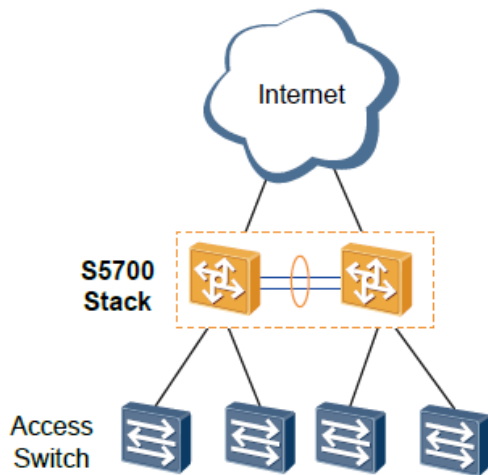


On an enterprise campus network, the S5720-SI series switches connect to access switches through GE or 10GE ports and connect to core switches through 10GE optical ports, providing high performance and large switching capacity. The network provides 10 Gbit/s rate for the backbone layer and 100 Mbit/s access rate for terminals, meeting requirements for high bandwidth and multi-service.

The S5720-SI series switches provide SEP and RRPP to implement millisecond-level protection switching. The switches form a stack system by using iStack technology to implement the distributed forwarding structure and fast fault recovery. The stack system increases the number of user interfaces and improves packet processing capability. The member switches can be uniformly managed to facilitate network management and maintenance.

Small-Sized Enterprise Campus Networks

As shown in the following figure, the S5720-SI series switches function as core switches on a small-sized enterprise campus network, providing powerful aggregation and routing capabilities. The S5720-SI series switches use iStack to ensure high reliability. The switches provide various access control policies to achieve centralized user management and simplify configuration.



Product Accessories

Optical Modules and Fibers

The S5720-SI supports the following GE and 10GE optical modules:

- GE: 100 m electrical, 500 m optical multi-mode, 10/40/80/100 km optical single-mode, two pairs of bidirectional optical modules (10/40 km)
- 10GE: 100/220/300 m SFP+ multi-mode, 1.4/10/40/80 km optical SFP+

Optical fibers fall into single-mode and multi-mode fibers. Single-mode optical modules use single-mode fibers, and multi-mode optical modules use multi-mode fibers. For a non-BIDI optical module, each optical interface must be configured with a Tx optical fiber and an Rx optical fiber of the same type. For a BIDI optical module, only one optical fiber needs to be configured.

NOTE

The fibers and optical modules supported by Huawei switches are being updated. For the latest information, visit <http://support.huawei.com/enterprise/en/doc/EDOC1000013597?section=j07w&topicName=pluggable-modules-for-interfaces> or contact your local Huawei sales office.

Stack Cables

The S5720-SI series switches support service port stacking. The applicable stack cables are as follows:

- AOC cable

An active optical network (AOC) cable integrates an optical module and a fiber. The AOC cables are available in SFP-10G-AOC3M and SFP-10G-AOC10M.

- SFP+ high-speed cable

The SFP+ high-speed cable also integrates an optical module and a fiber. The SFP+ high-speed cables are available in SFP-10G-CU1M, SFP-10G-CU3M, SFP-10G-CU5M, and SFP-10G-AC10M.

The following table lists the stack cable types and connectors.

Stack cable types and connectors available in the S5720-SI series

Stack Cable	Model	Cable Length	Connector
AOC	SFP-10G-AOC3M	3 m	SFP+
	SFP-10G-AOC10M	10 m	SFP+
SFP+ high-speed	SFP-10G-CU1M	1 m	SFP+

Stack Cable	Model	Cable Length	Connector
	SFP-10G-CU3M	3 m	SFP+
	SFP-10G-CU5M	5 m	SFP+
	SFP-10G-AC10M	10 m	SFP+

 **NOTE**

For more information about the stack cables applicable to the S5720-SI series, visit <http://support.huawei.com/enterprise/en/doc/EDOC1000013597?section=j07f&topicName=cables> or contact your local Huawei sales office.

Safety and Regulatory Compliance

The following table describes the safety and regulatory compliance of the S5720-SI.

Safety and regulatory compliance of the S5720-SI series

Certification Category	Description
Safety	<ul style="list-style-type: none"> • IEC 60950-1 • EN 60950-1/A11/A12 • UL 60950-1 • CSA C22.2 No 60950-1 • AS/NZS 60950.1 • CNS 14336-1 • IEC60825-1 • IEC60825-2 • EN60825-1 • EN60825-2
Electromagnetic Compatibility (EMC)	<ul style="list-style-type: none"> • CISPR22 Class A • CISPR24 • EN55022 Class A • EN55024 • ETSI EN 300 386 Class A • CFR 47 FCC Part 15 Class A • ICES 003 Class A • AS/NZS CISPR22 Class A • VCCI Class A • IEC61000-4-2 • ITU-T K 20 • ITU-T K 21 • ITU-T K 44 • CNS13438
Environment	<ul style="list-style-type: none"> • RoHS • REACH • WEEE

 **NOTE**

- EMC: electromagnetic compatibility

- CISPR: International Special Committee on Radio Interference
- EN: European Standard
- ETSI: European Telecommunications Standards Institute
- CFR: Code of Federal Regulations
- FCC: Federal Communication Commission
- IEC: International Electrotechnical Commission
- AS/NZS: Australian/New Zealand Standard
- VCCI: Voluntary Control Council for Interference
- UL: Underwriters Laboratories
- CSA: Canadian Standards Association
- IEEE: Institute of Electrical and Electronics Engineers
- RoHS: restriction of the use of certain hazardous substances
- REACH: Registration Evaluation Authorization and Restriction of Chemicals
- WEEE: Waste Electrical and Electronic Equipment

MIB and Standards Compliance

Supported MIBs

The following table lists the MIBs supported by the S5720-SI.

Supported MIBs of the S5720-SI series

Category	MIB
Public MIB	<ul style="list-style-type: none"> • BRIDGE-MIB • DISMAN-NSLOOKUP-MIB • DISMAN-PING-MIB • DISMAN-TRACEROUTE-MIB • ENTITY-MIB • EtherLike-MIB • IF-MIB • IP-FORWARD-MIB • IPv6-MIB • LAG-MIB • LLDP-EXT-DOT1-MIB • LLDP-EXT-DOT3-MIB • LLDP-MIB • NOTIFICATION-LOG-MIB • NQA-MIB • OSPF-TRAP-MIB • P-BRIDGE-MIB • Q-BRIDGE-MIB • RFC1213-MIB • RIPv2-MIB • RMON-MIB • SAVI-MIB • SNMP-FRAMEWORK-MIB • SNMP-MPD-MIB

Category	MIB
	<ul style="list-style-type: none"> • SNMP-NOTIFICATION-MIB • SNMP-TARGET-MIB • SNMP-USER-BASED-SM-MIB • SNMPv2-MIB • TCP-MIB • UDP-MIB
Huawei-proprietary MIB	<ul style="list-style-type: none"> • HUAWEI-AAA-MIB • HUAWEI-ACL-MIB • HUAWEI-ALARM-MIB • HUAWEI-ALARM-RELIABILITY-MIB • HUAWEI-BASE-TRAP-MIB • HUAWEI-BRAS-RADIUS-MIB • HUAWEI-BRAS-SRVCFG-EAP-MIB • HUAWEI-BRAS-SRVCFG-STATICUSER-MIB • HUAWEI-CBQOS-MIB • HUAWEI-CDP-COMPLIANCE-MIB • HUAWEI-CONFIG-MAN-MIB • HUAWEI-CPU-MIB • HUAWEI-DAD-TRAP-MIB • HUAWEI-DC-MIB • HUAWEI-DATASYNC-MIB • HUAWEI-DEVICE-MIB • HUAWEI-DHCPR-MIB • HUAWEI-DHCPS-MIB • HUAWEI-DHCP-SNOOPING-MIB • HUAWEI-DIE-MIB • HUAWEI-DNS-MIB • HUAWEI-DLDP-MIB • HUAWEI-ELMI-MIB • HUAWEI-ERPS-MIB • HUAWEI-ERRORDOWN-MIB • HUAWEI-ENERGYMNGT-MIB • HUAWEI-EASY-OPERATION-MIB • HUAWEI-ENTITY-EXTENT-MIB • HUAWEI-ENTITY-TRAP-MIB • HUAWEI-ETHARP-MIB • HUAWEI-ETHOAM-MIB • HUAWEI-FLASH-MAN-MIB • HUAWEI-FWD-RES-TRAP-MIB • HUAWEI-GARP-APP-MIB • HUAWEI-GTSM-MIB • HUAWEI-HGMP-MIB • HUAWEI-HWTACACS-MIB • HUAWEI-IF-EXT-MIB

Category	MIB
	<ul style="list-style-type: none"> • HUAWEI-INFOCENTER-MIB • HUAWEI-IPPOOL-MIB • HUAWEI-IPV6-MIB • HUAWEI-ISOLATE-MIB • HUAWEI-L2IF-MIB • HUAWEI-L2MAM-MIB • HUAWEI-L2VLAN-MIB • HUAWEI_LDT-MIB • HUAWEI-LLDP-MIB • HUAWEI-MAC-AUTHEN-MIB • HUAWEI-MEMORY-MIB • HUAWEI-MFF-MIB • HUAWEI-MFLP-MIB • HUAWEI-MSTP-MIB • HUAWEI-MULTICAST-MIB • HUAWEI-NAP-MIB • HUAWEI-NTPV3-MIB • HUAWEI-PERFORMANCE-MIB • HUAWEI-PORT-MIB • HUAWEI-PORTAL-MIB • HUAWEI-QINQ-MIB • HUAWEI-RIPv2-EXT-MIB • HUAWEI-RM-EXT-MIB • HUAWEI-RRPP-MIB • HUAWEI-SECURITY-MIB • HUAWEI-SEP-MIB • HUAWEI-SNMP-EXT-MIB • HUAWEI-SSH-MIB • HUAWEI-STACK-MIB • HUAWEI-SWITCH-L2MAM-EXT-MIB • HUAWEI-SWITCH-SRV-TRAP-MIB • HUAWEI-SYS-MAN-MIB • HUAWEI-TCP-MIB • HUAWEI-TFTPC-MIB • HUAWEI-TRNG-MIB • HUAWEI-XQOS-MIB

 **NOTE**

For more detailed information of MIBs supported by S5720-SI series, visit <https://support.huawei.com/enterprise/en/switches/s5700-pid-6691579?category=reference-guides&subcategory=mib-reference>.

Standard Compliance

The following table lists the standards that the S5720-SI complies with.

Standard Organization	Standard or Protocol
IETF	<ul style="list-style-type: none"> • RFC 768 User Datagram Protocol (UDP) • RFC 792 Internet Control Message Protocol (ICMP) • RFC 793 Transmission Control Protocol (TCP) • RFC 826 Ethernet Address Resolution Protocol (ARP) • RFC 854 Telnet Protocol Specification • RFC 951 Bootstrap Protocol (BOOTP) • RFC 959 File Transfer Protocol (FTP) • RFC 1058 Routing Information Protocol (RIP) • RFC 1112 Host extensions for IP multicasting • RFC 1157 A Simple Network Management Protocol (SNMP) • RFC 1256 ICMP Router Discovery • RFC 1305 Network Time Protocol Version 3 (NTP) • RFC 1349 Internet Protocol (IP) • RFC 1493 Definitions of Managed Objects for Bridges • RFC 1542 Clarifications and Extensions for the Bootstrap Protocol • RFC 1643 Ethernet Interface MIB • RFC 1757 Remote Network Monitoring (RMON) • RFC 1901 Introduction to Community-based SNMPv2 • RFC 1902-1907 SNMP v2 • RFC 1981 Path MTU Discovery for IP version 6 • RFC 2131 Dynamic Host Configuration Protocol (DHCP) • RFC 2328 OSPF Version 2 • RFC 2453 RIP Version 2 • RFC 2460 Internet Protocol, Version 6 Specification (IPv6) • RFC 2461 Neighbor Discovery for IP Version 6 (IPv6) • RFC 2462 IPv6 Stateless Address Auto configuration • RFC 2463 Internet Control Message Protocol for IPv6 (ICMPv6) • RFC 2474 Differentiated Services Field (DS Field) • RFC 2740 OSPF for IPv6 (OSPFv3) • RFC 2863 The Interfaces Group MIB • RFC 2597 Assured Forwarding PHB Group • RFC 2598 An Expedited Forwarding PHB • RFC 2571 SNMP Management Frameworks • RFC 2865 Remote Authentication Dial In User Service (RADIUS) • RFC 3046 DHCP Option82 • RFC 3376 Internet Group Management Protocol, Version 3 (IGMPv3) • RFC 3513 IP Version 6 Addressing Architecture • RFC 3579 RADIUS Support For EAP • RFC 4271 A Border Gateway Protocol 4 (BGP-4) • RFC 4760 Multiprotocol Extensions for BGP-4 • draft-grant-tacacs-02 TACACS+ • RFC 6241 Network Configuration Protocol (NETCONF) • RFC 6020 YANG - A Data Modeling Language for the Network Configuration Protocol

Standard Organization	Standard or Protocol
	(NETCONF)
IEEE	<ul style="list-style-type: none"> • IEEE 802.1D Media Access Control (MAC) Bridges • IEEE 802.1p Traffic Class Expediting and Dynamic Multicast Filtering • IEEE 802.1Q Virtual Bridged Local Area Networks • IEEE 802.1ad Provider Bridges • IEEE 802.2 Logical Link Control • IEEE Std 802.3 CSMA/CD • IEEE Std 802.3ab 1000BASE-T specification • IEEE Std 802.3ad Aggregation of Multiple Link Segments • IEEE Std 802.3ae 10GE WEN/LAN Standard • IEEE Std 802.3x Full Duplex and flow control • IEEE Std 802.3z Gigabit Ethernet Standard • IEEE802.1ax/IEEE802.3ad Link Aggregation • IEEE 802.3ah Ethernet in the First Mile • IEEE 802.1ag Connectivity Fault Management • IEEE 802.1ab Link Layer Discovery Protocol • IEEE 802.1D Spanning Tree Protocol • IEEE 802.1w Rapid Spanning Tree Protocol • IEEE 802.1s Multiple Spanning Tree Protocol • IEEE 802.1x Port based network access control protocol • IEEE 802.3af DTE Power via MIDI • IEEE 802.3at DTE Power via the MDI Enhancements
ITU	<ul style="list-style-type: none"> • ITU SG13 Y.17ethoam • ITU SG13 QoS control Ethernet-Based IP Access • ITU-T Y.1731 ETH OAM performance monitor
ISO	<ul style="list-style-type: none"> • ISO 10589 IS-IS Routing Protocol
MEF	<ul style="list-style-type: none"> • MEF 2 Requirements and Framework for Ethernet Service Protection • MEF 9 Abstract Test Suite for Ethernet Services at the UNI • MEF 10.2 Ethernet Services Attributes Phase 2 • MEF 11 UNI Requirements and Framework • MEF 13 UNI Type 1 Implementation Agreement • MEF 15 Requirements for Management of Metro Ethernet Phase 1 Network Elements • MEF 17 Service OAM Framework and Requirements • MEF 20 UNI Type 2 Implementation Agreement • MEF 23 Class of Service Phase 1 Implementation Agreement • Xmodem XMODEM/YMODEM Protocol Reference

 **NOTE**

The listed standards and protocols are fully or partially supported by Huawei switches. For details, visit <http://e.huawei.com> or contact your local Huawei sales office.

Ordering Information

Ordering information of the S5720-SI series

Item	Product Description
1	S5720-28P-SI bundle (24 Ethernet 10/100/1000 ports, 4 of which are dual-purpose 10/100/1000 or SFP, 4 Gig SFP, with 60 W AC power supply)
2	S5720-28X-SI bundle (24 Ethernet 10/100/1000 ports, 4 of which are dual-purpose 10/100/1000 or SFP, 4 10 Gig SFP+, with 60 W AC power supply)
3	S5720-28X-SI bundle (24 Ethernet 10/100/1000 ports, 4 of which are dual-purpose 10/100/1000 or SFP, 4 10 Gig SFP+, with 150 W DC power supply)
4	S5720-28X-SI-24S bundle (24 Gig SFP, 8 of which are dual-purpose 10/100/1000 or SFP, 4 10 Gig SFP+, with 150 W AC power supply)
5	S5720-28X-SI-24S bundle (24 Gig SFP, 8 of which are dual-purpose 10/100/1000 or SFP, 4 10 Gig SFP+, with 150 W DC power supply)
6	S5720-28X-PWR-SI bundle (24 Ethernet 10/100/1000 PoE+ ports, 4 of which are dual-purpose 10/100/1000 or SFP, 4 10 Gig SFP+, with 500 W AC power)
7	S5720-28X-PWR-SI bundle (24 Ethernet 10/100/1000 PoE+ ports, 4 of which are dual-purpose 10/100/1000 or SFP, 4 10 Gig SFP+, with 650 W DC power)
8	S5721-28X-SI-24S bundle (24 Gig SFP, 8 of which are dual-purpose 10/100/1000 or SFP, 4 10 Gig SFP+, with 60 W AC power)
9	S5720-52P-SI bundle (48 Ethernet 10/100/1000 ports, 4 Gig SFP, with 60 W AC power supply)
10	S5720-52X-SI bundle (48 Ethernet 10/100/1000 ports, 4 10 Gig SFP+, with 60 W AC power supply)
11	S5720-52X-SI bundle (48 Ethernet 10/100/1000 ports, 4 10 Gig SFP+, with 150 W DC power supply)
12	S5720-52X-PWR-SI bundle (48 Ethernet 10/100/1000 PoE+ ports, 4 10 Gig SFP+, with 500 W AC power)
13	S5720-52X-PWR-SI bundle (48 Ethernet 10/100/1000 PoE+ ports, 4 10 Gig SFP+, with 650 W DC power)
14	S5720-52X-PWR-SI bundle (48 Ethernet 10/100/1000 PoE+ ports, 4 10 Gig SFP+, with 1150 W AC power supply)
15	S5720S-28P-SI-AC (24 Ethernet 10/100/1000 ports, 4 Gig SFP, AC 110/220 V)
16	S5720S-28X-SI-AC (24 Ethernet 10/100/1000 ports, 4 10 Gig SFP+, AC 110/220 V)
17	S5720S-52P-SI-AC (48 Ethernet 10/100/1000 ports, 4 Gig SFP, AC 110/220 V)
18	S5720S-52X-SI-AC (48 Ethernet 10/100/1000 ports, 4 10 Gig SFP+, AC 110/220 V)
19	S5720-52X-SI-48S (48 Gig SFP, 2 of which are dual-purpose 10/100/1000 or SFP, 4 10 Gig SFP+)
20	60W AC Power Module
21	150W AC Power Module (Black)
22	150W DC Power Module (Black)
23	500W AC PoE Power Module (Black, Power panel side exhaust)
24	650W DC PoE Power Module (Black, Power panel side exhaust)
25	1150 W AC Power Module
26	1000 W AC PoE Power Module
27	RPS1800 Redundant Power Supply (6 DC Output Ports, 12 V Total Output Power 140 W, 48 V Total Output Power)

Item	Product Description
	1600 W)

More Information


For more information about Huawei Campus Switches, visit <http://e.huawei.com> or contact us in the following ways:

- Global service hotline: <http://e.huawei.com/en/service-hotline>
- Logging in to the Huawei Enterprise technical support website: <http://support.huawei.com/enterprise/>
- Sending an email to the customer service mailbox: support_e@huawei.com

Copyright © Huawei Technologies Co., Ltd. 2019. All rights reserved.

No part of this document may be reproduced or transmitted in any form or by any means without prior written consent of Huawei Technologies Co., Ltd.

Trademarks and Permissions

 HUAWEI and other Huawei trademarks are trademarks of Huawei Technologies Co., Ltd.

All other trademarks and trade names mentioned in this document are the property of their respective holders.

Notice

The purchased products, services and features are stipulated by the contract made between Huawei and the customer. All or part of the products, services and features described in this document may not be within the purchase scope or the usage scope. Unless otherwise specified in the contract, all statements, information, and recommendations in this document are provided "AS IS" without warranties, guarantees or representations of any kind, either express or implied.

The information in this document is subject to change without notice. Every effort has been made in the preparation of this document to ensure accuracy of the contents, but all statements, information, and recommendations in this document do not constitute a warranty of any kind, express or implied.

Huawei Technologies Co., Ltd.

Address: Huawei Industrial Base Bantian,
Longgang Shenzhen 518129 People's
Republic of China

Website: e.huawei.com