

- **Operating System**

Centos 6.7 64-bit

- **Hardware**

Memory@8GB

System Disk@1TB

Ethernet port@1000Mbps

- **ISO File**

Pure software installed for the first time, need to burn the ISO file into U disk images file, then the server start from U disk and start the installation. [Please refer to “DSS Pure Software Version Installation Guide”](#)

- **Bin File**

After initial ISO installation, can upgrade the DSS version by “Configtool “, just like DSS7016D or DSS4004

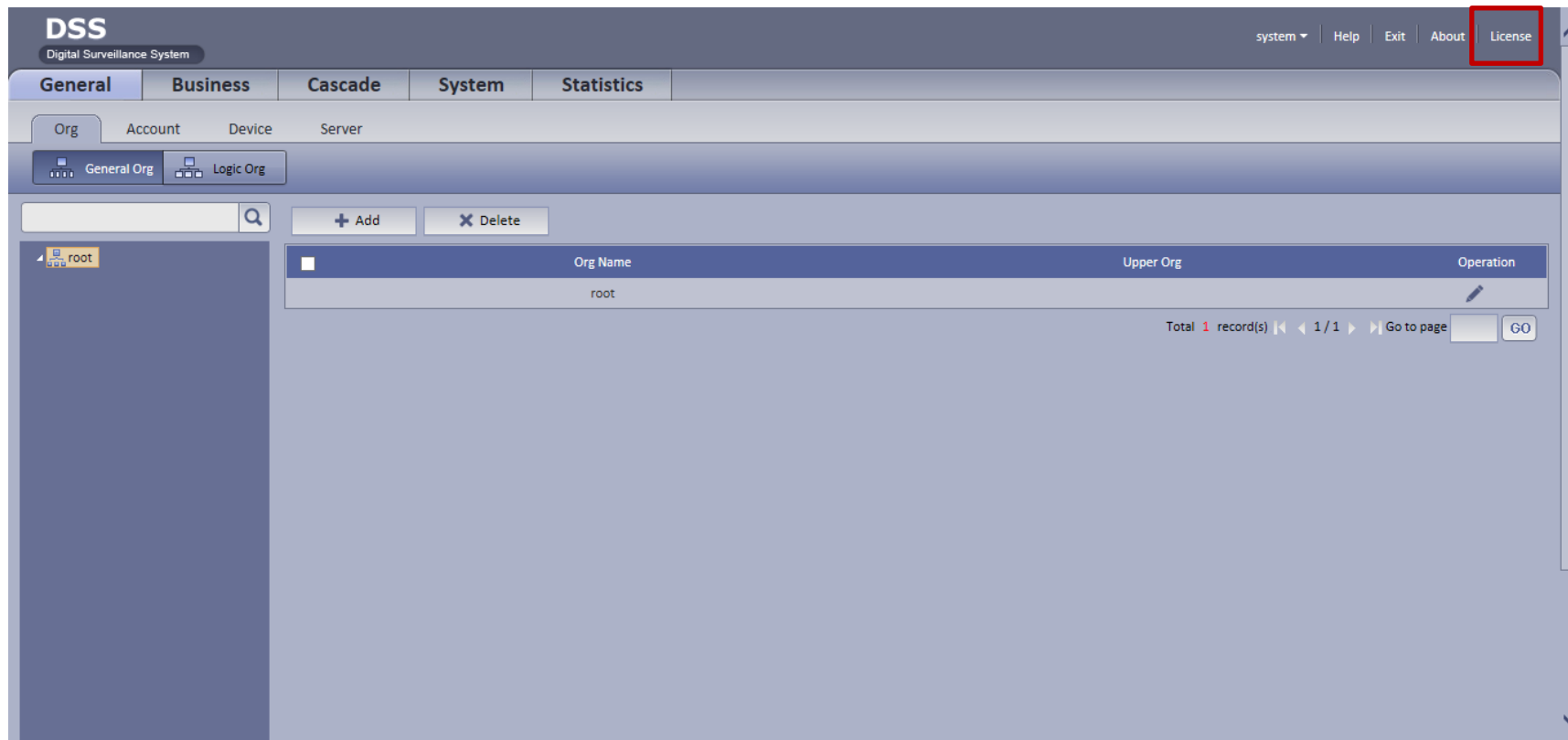
- **License**

After installed the pure software, system will support 100 ch based video for 30 days ;

you can apply for a 30-day value-added function trial, at present, including POS, People Count, Video Talk, Trial only free 100 channel and 30-day;

if purchase the add-on function, it will be indefinite period;

- Entrance



DSS
Digital Surveillance System


system ▾ | Help | Exit | About | **License**

General | Business | Cascade | System | Statistics

Org | Account | Device | Server

General Org | Logic Org

+ Add | - Delete

Org Name	Upper Org	Operation
root		


Total 1 record(s) | 1 / 1 | Go to page GO

- Trial apply


DSS

Digital Surveillance System


Trial You can apply for a 30-day value-added service trial

 In trial: Basic Video, POS, People Count, Video Talk
Trial expire on:2016-02-24 22 day(s) left.

Step1 Export trial license file

 Click "Export" to export trial license file, and contact salesman for application of activation file.

Step2 Import Activation File

 Update activation file provided by salesman (suffix is ".dat"). **This operation cannot be reversed, be careful!**

Buy To get permanent usage permit, please buy corresponding module.

- Purchase

DSS

Digital Surveillance System

Trial You can apply for a 30-day value-added service trial

Buy To get permanent usage permit, please buy corresponding module.

Step1 Select Module and Channel

i Select module and channel you want to buy (must be integral multiple of 100), export license file, and contact salesman to buy.

Basic Video	2000	POS	100	People Count	100	Video Talk	100
-------------	------	-----	-----	--------------	-----	------------	-----

Export

Step2 Import Activation File

i Update activation file provided by salesman (suffix is ".dat"). **This operation cannot be reversed, be careful!**

Import

How to Apply?

1. Download the ISO file, and install
2. Trial : Export Trial License file
Purchase : Select module and channel you want to purchase, and Export License file
3. Contact the salesman, salesman sent the “License file”to : xu_aiwei@dahuatech.com; and cc to : shen_jieling@dahuatech.com ;
4. After we offer the activation file, enter the license interface and import this file and reboot, system will be ok.

Note :

- *System will support 100 channels and 30 days based video for free.*
- *This version , the numbers of channel can only be multiples of 100.*
- *If you choose Trial, we will support add-ons with 100 channels and 30 days' s validity*
- *If you purchase one add-on model, system just limit the channels, but not period of validity.*