


## 1. precaution

1. Only qualified engineer can operate
2. Make sure that UPS is shutdown completely
3. Make sure that there is on power at input and battery is disconnected
4. After remove the cover, measure the DC bus voltage. Make sure that the voltage is below 30VDC, if not please wait for several minutes
5. Wait for 10 minutes after shutdown UPS completely

## 2. check

List:

P/N	Name	Description	number
28002-00159	Circuit breaker	DZ158-125/2P-125A	1
28002-00163	Circuit breaker	CDB91251C125	1
28006-00001	微动开关	Z-15GW2-B	1
62001-01012	Structure panels	/	1
67002-00278	cable	cable; INVT 4.855.0313	1





Connect W315(IN-N) to input (N)


Connect W314(IN-L) to input (A)

Remove W30(OUT-L) from Output-L;  
Connect W312(OUT-L) to Output-L;  
Connect W316(OUT-L) to Output-L;  
Connect W317(OUT-N) to Output-N





4



2  
2  
2  
2  
2


Connect W311(NC) to NC ;  
Connect W311(COM) to COM




Connect W315(CB2-1) to port 1;  
Connect W317(CB2-2) to port 2;  
Connect W314(CB2-3) to port

Fix circuit breaker  
ontopanel4


Fix circuit breaker and  
panel onto machine, put  
cover3 onto machine




4



Connect  
W311(CT2-J24)to  
PS1103\_CT2 (J24)



Connect W313(CB3-1) to port 1;  
Connect W312(CB3-2) to port 2;  
Fix breaker onto structure panel



Fix breaker and structure panel onto machine



Remove W12(EM4-O/P\_L(O)) from PS1103\_EM4(EM4-O/P\_L(O))  
Connect W313(EM4-O/P\_L(O)) to PS1103\_EM4(EM4-O/P\_L(O))

### Operating instructions:

Maintenance bypass works when the inner of UPS is cut off electric, output supply continuous electric for customer's loads.



Maintenance bypass works under such procedures:

1. Machine works normally

Close INPUT and OUTPUT circuit breakers, open MAINTENANCE BYPASS breaker;

2. Under Maintenance bypass mode



(1) Remove Maintenance bypass circuit breaker cover 3 in condition of normal mode, UPS transfer to bypass, then close Maintenance bypass breaker. And the load is powered through maintenance bypass and static bypass.



(2) Open Output and Input breaker. And the load is powered through maintenance bypass .

(3) Press ON/OFF button again, choose OFF to shutdown UPS. Then cut off battery to turn off UPS completely. Two ways for two kinds of UPS:

(a) Long mode machine needs to open breaker for external battery,

(b) For standard mode machine, remove UPS covers, then take off battery lines from battery positive and negative ports , such battery lines are used to connect charger with battery.

### 3. When maintenance is finished to open machine

(1) Take in battery, close Input and Output breakers, the bypass turns on after pressing ON/OFF button, the bypass indicator goes green. Watch LCD, once you see electric flows from IP to OP (shown as below picture), please goto step (2) immediately.



(2) Instantly turn off the maintenance bypass switch and the load is powered through static bypass. The rectifier starts followed by the inverter. Fix cover 3 onto machine.

(3) After 60S, the system transfers to Normal mode.