

Highlights

Ideal Applications

- Hospitality Guest Rooms
- One Per Room for the “At Home” Personal Experience
- Put Wi-Fi Where the Guest is for the Best Performance and Connectivity

Benefits

- Eliminate Costly Site Surveys
- Zero Guest Disruption
- Hook and Snap Mounting – Install During Room Service
- Eliminate Upgrade Fatigue

Key Product Value

- Multi User MIMO for Increased Capacity and Performance
- Integrated Ethernet Port with PoE-Out for In-Room Devices
- Integrated Application Visibility and Control
- Integrated Sensor
- Full Performance with 802.3 af

Services

- WiNG 5 Distributed Intelligence
- Integrated DPI Engine
- Nsight™ Analytics
- ExtremeLocation™
- BLE Push Notifications
- ExtremeCloud™ Cloud-Managed Networking Platform (future)



ExtremeWireless™ WiNG 7612

Indoor Wall Plate Access Point

Product Overview

Give your guest an “At Home” experience with one enterprise-grade access point per guest room – that’s the promise of the ExtremeWireless WiNG AP 7612, Wave 2 802.11ac, enterprise-grade wall plate. This surprisingly small AP is rich in functionality that can differentiate your business. Now, you can leap ahead of Wi-Fi demand with such over-the-top services as Bring Your Own Network (BYON), IPTV, and ultra high-definition programs. No need to interrupt business or lose revenue to install. The AP 7612 is so ingeniously designed that it can be installed in minutes.

One AP Per Guest Room For the “At Home” Experience

Having one AP 7612 in each guest room radically improves signal levels and power. Now, every smartphone, wearable device, and laptop a guest brings can be supported with superior connectivity and lightning speeds. Plus, guests can enjoy the latest and coolest technology, such as ultra high-definition streaming voice and video, gaming, BYON, and IPTV. All this goes far to set your business apart from the rest.

Rapid Installation

Imagine a deployment with no disruption to guests, residents, or revenue. The AP 7612’s proven, hook-and-snap mounting system makes it possible to install in less than five minutes. When housekeeping is finished with the room, so too is the installation. With its tapered wedge shaped form factor and unobtrusive aesthetics, the AP 7612 can be placed over any inwall telecommunications junction box or on a flat surface without interfering with the room décor.

Easy Management

With a modern, WiNG distributed operating system, the AP 7612 offers four deployment modes to meet any requirement. Deploy it as a stand-alone AP with no controller, as a virtual controller with up to 25 other AP 7612 access points, or with any of the WiNG Site or NOC controllers to manage up to 25,000 access points from a central network operations center.

Specifications

ExtremeCloud Management

The AP 7612 is cloud-ready out of the box and supports future secure connectivity to ExtremeCloud™, a single pane of glass for cloud managing both the wired and wireless components of your network. Zero touch provisioning that significantly reduces deployment time. Select models enabled for use with ExtremeCloud in a future release.

See the [ExtremeCloud Data Sheet](#) for details and ordering part numbers.

Product Features	AP 7612
802.11ac Capabilities	
802.11ac 2x2:2, MIMO, MU-MIMO 256-QAM, HT20/40/80 MHz, BLE	Packet Aggregation (AMSDU, AMPDU) RIFS, STBC, LDPC MIMO Power Save; 802.11ac Tx beamform; MRC
Physical Characteristics	
Dimensions	6.1" x 4.4" x 1.2", 155mm x 112mm x 30mm
Weight	.6 lbs/0.27kg
Housing	ABS Plastic, Aluminum Backplate
Available mounting	Included Wall Mount Bracket
LEDs Activity Indication	3 Side-Mounted LEDs; Radio 1, Radio 2, BLE
LAN Ethernet	2x IEEE 802.3 Gigabit Ethernet Auto-Sensing. PoE-Out on GE2
Antenna	2.4 GHz Band; 5.4dBi; 5GHz Band, 8.5dBi
Console port	Not User Accessible
User Environment	
Operating Temperature	32° F to 104° F/ 0° C to 40° C
Storage Temperature	-40°F to 158°F/-40°C to 70°C
Operating Humidity	0% - 95% (noncondensing)
Electrostatic Discharge	8kV Air, 6kV Contact
Power Specifications	
Operating Voltage	PoE-PD Spec: 48VDC; Wall Brick: 12VDC
Operating current	PoE-PD Spec: 200 mA at 48V typical (9.6W); (w/o PoE daisy chain) : Wall Brick: 1.5a
PoE-PD class	802.3af, 802.3at
PoE-out	802.3af When the Input Power is 802.3at. PoE-Out is Only Available When the Input Power is PoE
Networking Specification	
Layer 2 and Layer 3	Layer 3 Routing, 802.1q, DynDNS, DHCP Server / Client, BOOTP Client, PPPoE, and LLDP
Security	Stateful Firewall, IP filtering, NAT, 802.1x, 802.11i, WPA2, WPA TripleMethodology Rogue Detection: 24x7 dual-band WIPS sensing, on-board IDS, and secure guest access (hotspot) with captive portal, IPSec, and RADIUS Server
Quality of Service (QoS)	WMM, WMM-UAPSD, 802.1p, Diffserv, and TOS

Specifications (cont.)

Product Features	AP 7612
Radio Specification	
Wireless Medium	Direct Sequence Spread Spectrum (DSSS), Orthogonal Frequency Division Multiplexing (OFDM), and Spatial Multiplexing (MIMO)
Network Standards	IEEE 802.11a/b/g/n/ac, 802.11d and 802.11i WPA2, WMM, and WMM-UAPSD, L2TPv3, Client VPN, MESH (released in a future version of WiNG), Captive Portal server, Support SNMP v1, v2c, v3
Data Rates Supported	802.11b/g: 1,2,5.5,11,6,9,12,18,24,36,48 and 54 Mbps; 802.11a: 6,9,12,18,24,36,48, and 54 Mbps; 802.11n: MCS 0-15 up to 300 Mbps; 802.11ac on 2G VHT MCS0-9 up to 400Mbps, 802.11ac on 5G: VHT MCS 0-9 up to 866.7 Mbps
Operating Channel	2.4 GHz Band: Channel 1 through Channel 13 5 GHz Band: Channel 36 through Channel 165 *Channel Availability Depends on Local Regulatory Restriction
Antenna Configuration	2X2 MIMO (transmit/receive on both antennas). Transmit Power Adjustment 1dB Increment
Operating Frequencies	2412 to 2472 MHz, 5180 to 5825 MHz
Certifications	
Wi-Fi Alliance (WFA)	802.11a/b/g/n/ac
Bluetooth	Bluetooth SIG listed
Regulatory	
Product Safety Certifications	FCC CFR 47 Part 15, Class B, ICES-003 Class B, FCC Subpart C 15.247, FCC Subpart E 15.407, RSS-247, EN 301 893, EN 300 328, EN 301 489 1 & 17, EN 50385, EN 55032 (CISPR 32), EN 60601-1-2, AS/NZS4268 + CISPR32
Radio Approvals	FCC CFR 47 Part 15, Class B, ICES-003 Class B, FCC Subpart C 15.247, FCC Subpart E 15.407, RSS-247, EN 301 893, EN 300 328, EN 301 489 1 & 17, EN 50385, EN 55032 (CISPR 32), EN 60601-1-2, AS/NZS4268 + CISPR32
Maximum Conducted Transmit Power	
AP-7612-680B30	2.4 GHz Band: 20 dBm; BLE: 7 dBm 5 GHz Band: 20 dBm

Note: Actual available power would vary based on local regulatory requirement and actual channels used for operation.

Ordering Information

Part Number	Product Name	Product Description
37101	AP-7612-680B30-US	WiNG 802.11ac Wallplate Wedge Wave 2 2x2:2, Dual radio, internal antenna, Domain: United States, Puerto Rico
37102	AP-7612-680B30-WR	WiNG 802.11ac Wallplate Wedge Wave 2 2x2:2, Dual radio, internal antenna, Domain: Canada, Colombia, EMEA, Rest of World

Accessories	Part Number	Product Description
PoE mid-span injector	AP-PSBIAS-2P2-AFR	IEEE802.3af GigaBit POE injector (if not using PoE out)
PoE mid-span injector	AP-PSBIAS-2P3-ATR	02.3at Gb PoE Injector (use if usingg PoE out)
Power Supply, wall brick	37215	PWR 12VDC, 2A, 2.5mm x 5.5mm connector

AP-7612 Radio Performance Summary

Mode	SS	BW	Conducted Power Per ANT	Receiver Sensivity
2G, DSSS,1Mbps	-	20	20	-103
2G, DSSS,11Mbps	-	20	20	-100
2G, OFDM,54Mbps	-	20	20	-82
2G, VHT MCS0	1	20	20	-96
	2	20	20	-95
2G, VHT MCS0	1	40	20	-92
	2	40	20	-91
2G, VHT MCS7	1	20	17	-80
	2	20	17	-79
2G, VHT MCS7	1	40	17	-77
	2	40	17	-76
2G, VHT MCS8	1	20	17	-75
	2	20	17	-74
2G, VHT MCS9	1	40	16	-71
	2	40	16	-70
5G, OFDM, 6Mbps	-	20	20	-93
5G, OFDM, 54Mbps	-	20	17	-81
5G, VHT MCS7	2	20	17	-74
5G, VHT MCS7	2	40	17	-73
5G, VHT MCS7	2	80	17	-69
5G, VHT MCS8	2	20	17	-71
5G, VHT MCS8	2	40	17	-69
5G, VHT MCS8	2	80	17	-65
5G, VHT MCS9	2	40	16	-67
5G, VHT MCS9	2	80	16	-63

Antenna Patterns

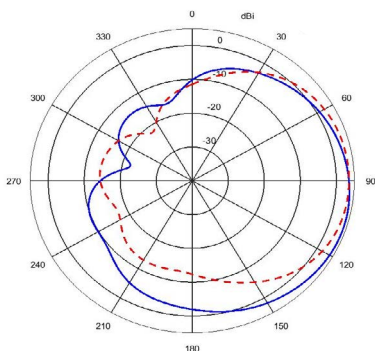


Figure 1: AP-7612-2.4 GHz

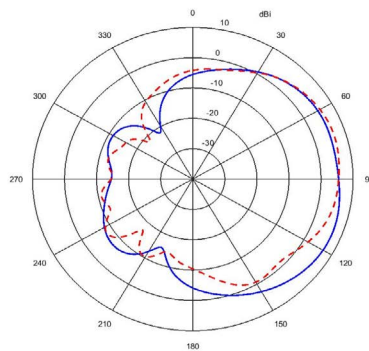


Figure 2: AP-7612 -5 GHz

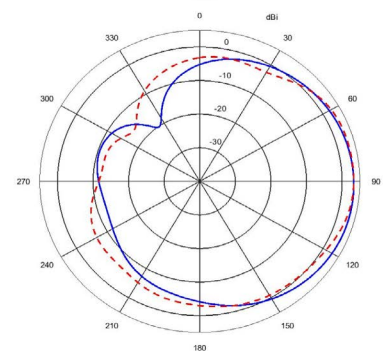


Figure 3: AP-7612 - BLE Antenna

Legend

Solid line: Azimuth
Broken line: Elevation

Warranty

As a customer-centric company, Extreme Networks is committed to providing quality products and solutions. In the event that one of our products fails due to a defect, we have developed a comprehensive warranty that protects you and provides a simple way to get your products repaired or media replaced as soon as possible. For full warranty terms and conditions please go to: support.extremenetworks.com

Service and Support

Extreme Networks provides comprehensive service offerings that range from Professional Services to design, deploy and optimization of customer networks, customized technical training, to service and support tailored to individual customer needs.

Please contact your Extreme Networks account executive for more information about Extreme Networks Service and Support.



The Wi-Fi CERTIFIED™ Logo is a certification mark of Wi-Fi Alliance.



The Bluetooth® word mark and logos are registered trademarks owned by the Bluetooth SIG, Inc. and any use of such marks by Extreme Networks is under license. Other trademarks and trade names are those of their respective owners.



<http://www.extremenetworks.com/contact> / Phone +1-408-579-2800

©2017 Extreme Networks, Inc. All rights reserved. Extreme Networks and the Extreme Networks logo are trademarks or registered trademarks of Extreme Networks, Inc. in the United States and/or other countries. All other names are the property of their respective owners. For additional information on Extreme Networks Trademarks please see <http://www.extremenetworks.com/company/legal/trademarks>. Specifications and product availability are subject to change without notice. 12096-1017-02